


CHI-STAR TECHNOLOGYSM

Reporting – Reconciling Assets

(Oracle EBS – Assets)

High-Level Overview

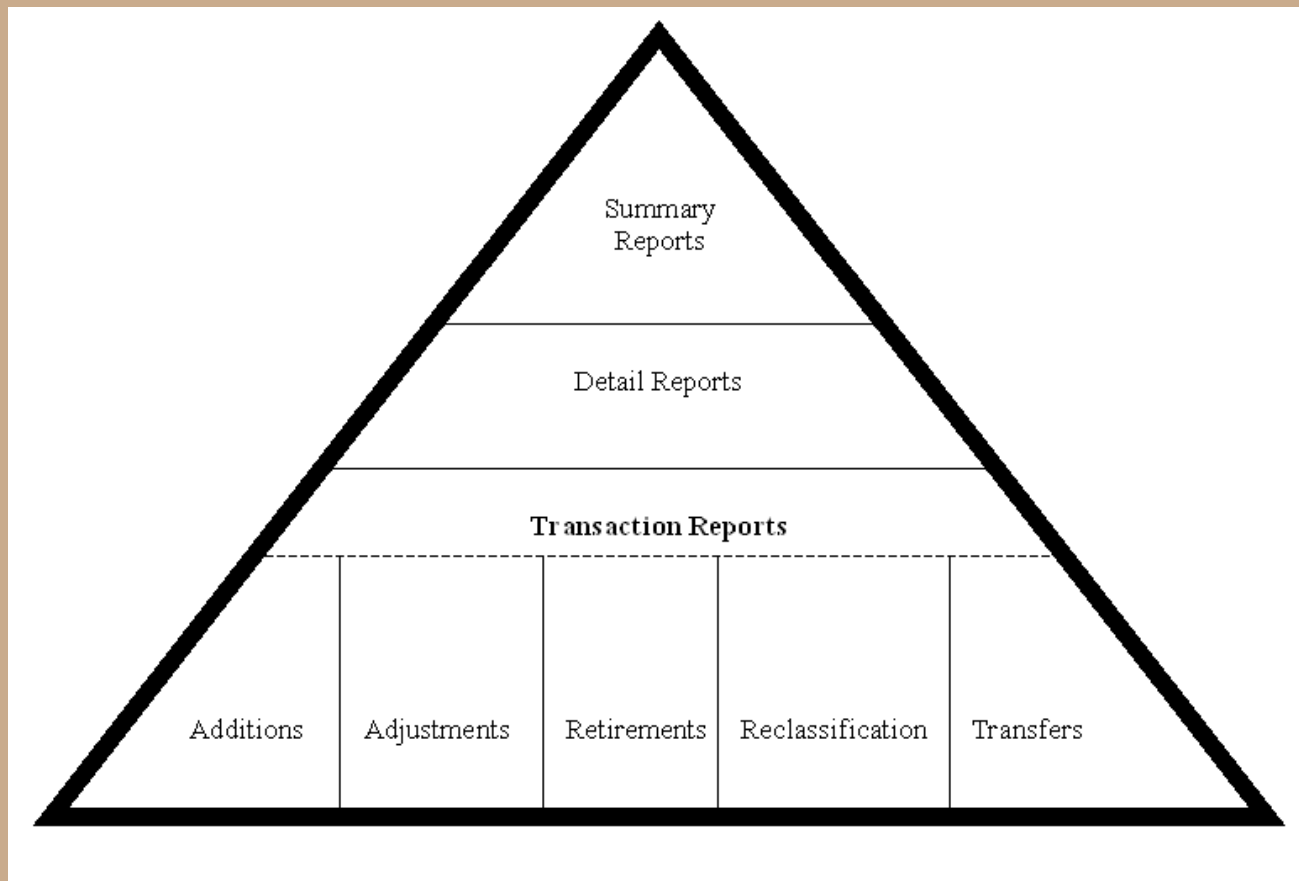


- Asset Reconciliation Theory
- Asset to General Ledger Reconciliation (Setups)
 - Asset Reports
 - General Ledger Reports
- Reconciliation Process
 - Asset to General Ledger Reconciliation Reports
 - Asset Cost
 - CIP Cost
 - Accumulated Depreciation
 - Depreciation Expense
- Automated Reconciliation Process
- Current Corporate Books to Tax Books Reconciliations
- Automated Corporate Books to Tax Books Reconciliations
- Oracle Seeded Reports
- Great Sources of Information

Asset Reconciliation Theory

Asset Reconciliation Theory

Oracle Assets uses a top-down, pyramid approach to reconciling assets. This approach allows you to reconcile without having to generate transaction detail reports.



Asset Reconciliation Theory

Assets will be reconciled to the General Ledger at the Summary Level. If and only if there is a reconciliation issue the Detail Level would be used. If the Detail Level does not reconcile, then the Transaction Level would be used.

Summary Reports (Reports by Cost Center and Account):

- ⑩ Cost Summary
- ⑩ CIP Summary
- ⑩ Reserve Summary

Detail Reports (Reports by Cost Center, Account, and Asset):

- ⑩ Cost Detail
- ⑩ CIP Detail
- ⑩ Reserve Detail

Assets to General Ledger Reconciliation

Assets to General Ledger Reconciliation

General Ledger Setups to Reduce Reconciliation Errors:

1. **Freeze Asset Journals**
2. **Security – Do not allow access to Asset Accounts**
 - Set Validation Set to allow security rules**
 - Set Segment to allow security rules**
 - Define security rules**
 - Assign security rules**
 - Test security rules**

Assets to General Ledger Reconciliation

1. Freeze Asset Journals

Source	Source Key	Description	Import Journal References	Require Journal Approval	Freeze Journals	Import Using Key
AX Inventory	IC Translator	AX Inventory Entry	<input checked="" type="checkbox"/>	<input checked="" type="checkbox"/>	<input type="checkbox"/>	<input type="checkbox"/>
AX Payables	AP Translator	AX Payables Entry	<input checked="" type="checkbox"/>	<input checked="" type="checkbox"/>	<input type="checkbox"/>	<input type="checkbox"/>
AX Receivables	AR Translator	AX Receivables Entry	<input checked="" type="checkbox"/>	<input checked="" type="checkbox"/>	<input type="checkbox"/>	<input type="checkbox"/>
Assets	Assets	Fixed Assets System	<input checked="" type="checkbox"/>	<input checked="" type="checkbox"/>	<input type="checkbox"/>	<input type="checkbox"/>
Average Consolidation	Average Consolidation	Average Consolidation Transfer	<input type="checkbox"/>	<input type="checkbox"/>	<input type="checkbox"/>	<input type="checkbox"/>
Budget - Indexation	IGIGBIND	Budget - Indexation	<input checked="" type="checkbox"/>	<input checked="" type="checkbox"/>	<input type="checkbox"/>	<input type="checkbox"/>
Budget - Journal	IGIGBMJL	Budget - Journal	<input checked="" type="checkbox"/>	<input checked="" type="checkbox"/>	<input type="checkbox"/>	<input type="checkbox"/>
Budget - Next Year	IGIGBNYC	Budget - Next Year Carry Forward	<input checked="" type="checkbox"/>	<input checked="" type="checkbox"/>	<input type="checkbox"/>	<input type="checkbox"/>

Assets to General Ledger Reconciliation

2. Security – Do not allow access to Asset Accounts

- ❑ Set Validation Set to allow security rules

The screenshot shows the 'Value Sets' configuration window. The 'Value Set Name' is 'PCLN_ACCOUNT' and the 'Description' is 'PCLN ACCOUNT VALUES'. The 'List Type' is 'List of Values' and the 'Security Type' is 'Non-Hierarchical Security'. Under 'Format Validation', the 'Format Type' is 'Char', 'Maximum Size' is '5', and 'Precision' is empty. There are three checkboxes: 'Numbers Only (0-9)', 'Uppercase Only (A-Z)', and 'Right-justify and Zero-fill Numbers (0001)'. 'Min Value' and 'Max Value' fields are empty. Under 'Value Validation', the 'Validation Type' is 'Independent'. There is an 'Edit Information' button.

Value Set Name	PCLN_ACCOUNT	Usages
Description	PCLN ACCOUNT VALUES	
List Type	List of Values	Security Type
		Non-Hierarchical Security
Format Validation		
Format Type	Char	Maximum Size
		5
		Precision
	<input type="checkbox"/> Numbers Only (0-9)	
	<input type="checkbox"/> Uppercase Only (A-Z)	
	<input type="checkbox"/> Right-justify and Zero-fill Numbers (0001)	
Min Value		Max Value
Value Validation		
Validation Type	Independent	Edit Information

Assets to General Ledger Reconciliation

2. Security – Do not allow access to Asset Accounts

- Define security rules

Define Security Rules

Value Set
 Key Flexfield
 Descriptive Flexfield
 Concurrent Program

Title: Accounting Flexfield Structure: Accounting Flexfield
 Independent Segment: ACCOUNT Dependent Segment:
 Independent Value: Value Description:

Security Rules

Name	Description	Message
FA Accounts A	No Access to Asset Accounts	You do not have access to book to this account

Security Rule Elements

Type	From	To
Include	00000	99999
Exclude	13000	14699
Exclude	78000	78699

Assign

Assets to General Ledger Reconciliation

2. Security – Do not allow access to Asset Accounts

- Assign security rules

Assign Security Rules

Value Set
 Key Flexfield
 Descriptive Flexfield
 Concurrent Program

Title: Accounting Flexfield Structure: Accounting Flexfield
Independent Segment: ACCOUNT Dependent Segment:
Independent Value:
Value Description:

Security Rules

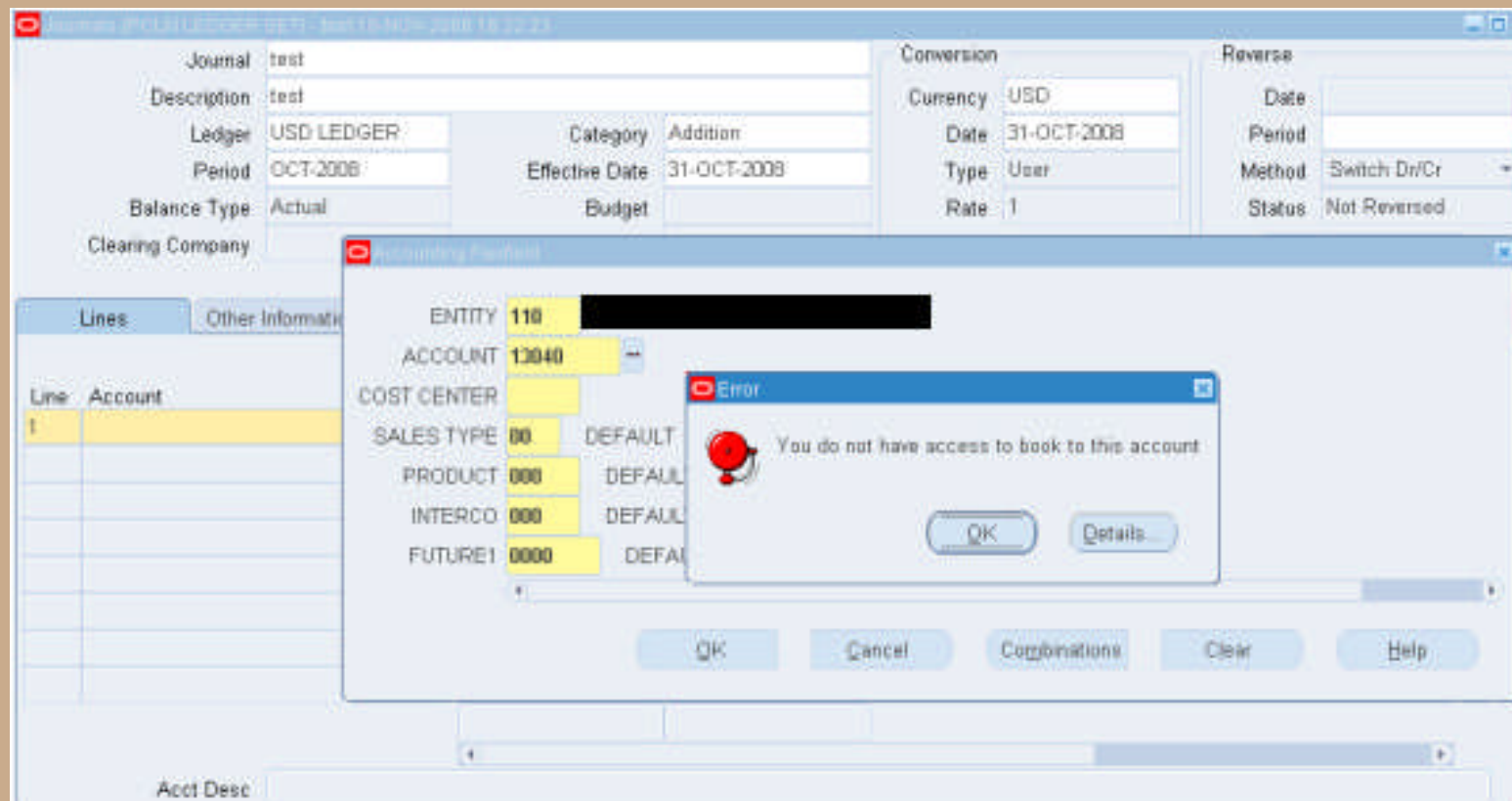
Application	Responsibility	Name
General Ledger	PCLN General Ledger User	FA Accounts Access

Description: No Access to Asset Accounts

Message: You do not have access to book to this account

Assets to General Ledger Reconciliation

2. Security – Do not allow access to Asset Accounts
 - ❑ Test security rules



Assets to General Ledger Reconciliation

Asset Reports used in Reconciliation:

Summary Reports (Reports by Cost Center and Account):

- ⑩ Cost Summary
- ⑩ CIP Summary
- ⑩ Reserve Summary

Detail Reports (Reports by Cost Center, Account, and Asset):

- ⑩ Cost Detail
- ⑩ CIP Detail
- ⑩ Reserve Detail

Transaction Reports:

- | | |
|--------------------|---------------------------------------|
| ⑩ Additions | ⑩ Reserve Adjustments |
| ⑩ Cost Adjustment | ⑩ Asset Reconciliation Reserve Ledger |
| ⑩ Retirements | ⑩ Journal Entry Reserve Ledger |
| ⑩ Reclassification | ⑩ CIP Capitalization |
| ⑩ Transfer | ⑩ CIP Assets |

Assets to General Ledger Reconciliation

General Ledger Reports used in Reconciliation:

Reports:

- ⑩ Trial Balance
- ⑩ Trial Balance - Detail
- ⑩ General Ledger – (132 Char)

Reconciliation Process

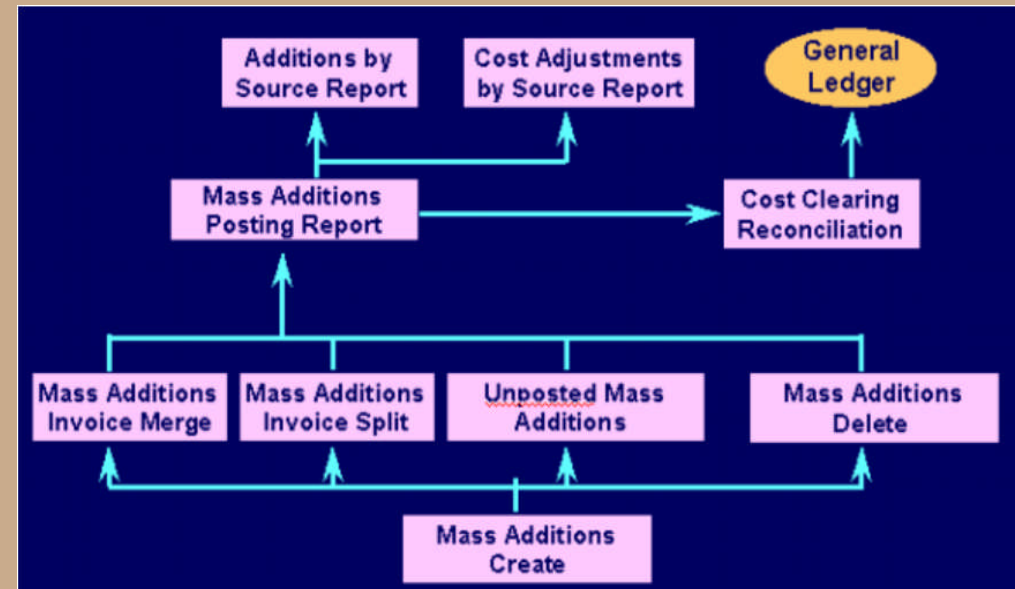
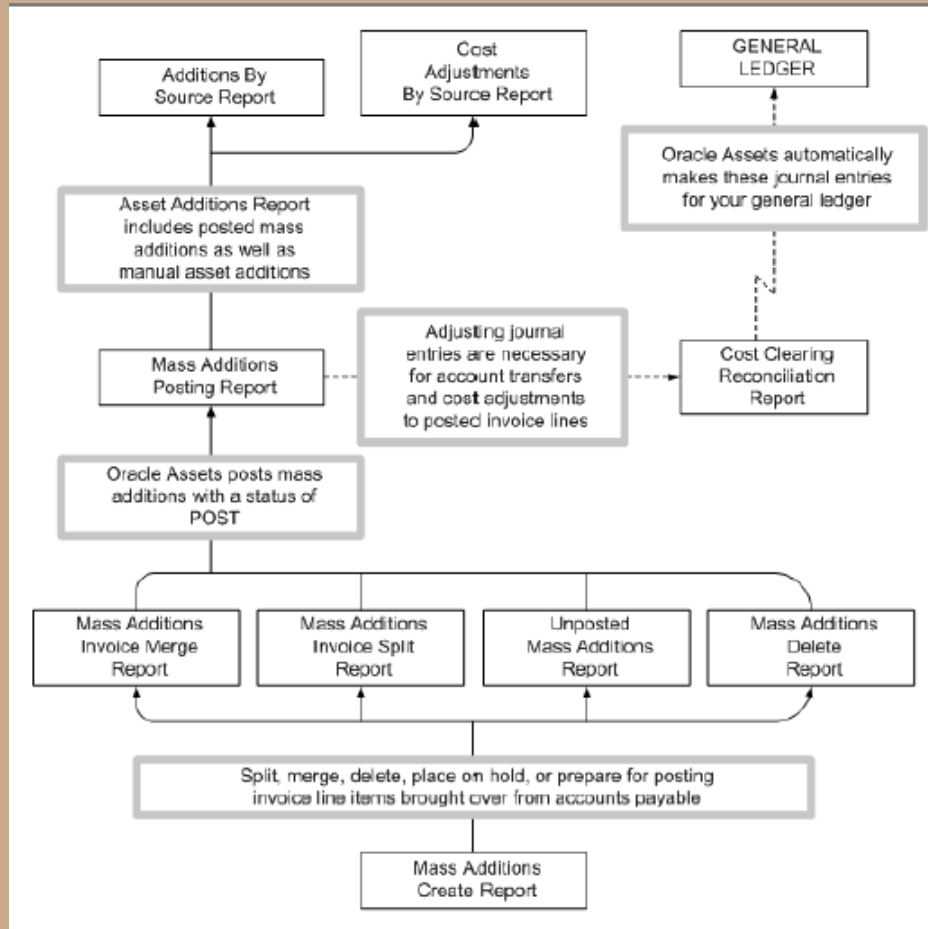
Reconciliation Process

Reconciliation Process Includes the following steps:

- 1. Generate Summary Reports from Oracle Assets**
 - Cost Summary Report
 - Reserve Summary Report
 - CIP Summary Report
- 2. Generate Reports from Oracle General Ledger**
 - Trial Balance Report (include all accounts) OR
 - Trial Balance – Detail Report (include all accounts) OR
 - General Ledger (132 Char) Report (determine accounts to show on report)
 - Account Range for Asset Cost
 - Account Range for Asset Reserve
 - Account Range for Asset Depreciation Expense
 - Account Range for CIP Cost
- 3. Match reports to reconcile**
 - Manually Tick and Tie
 - Download into Excel (use v-lookup or other formulas)
- 4. If needed – Run lower level reports from Oracle Assets to assist in any variances between Oracle Assets and Oracle General Ledger**

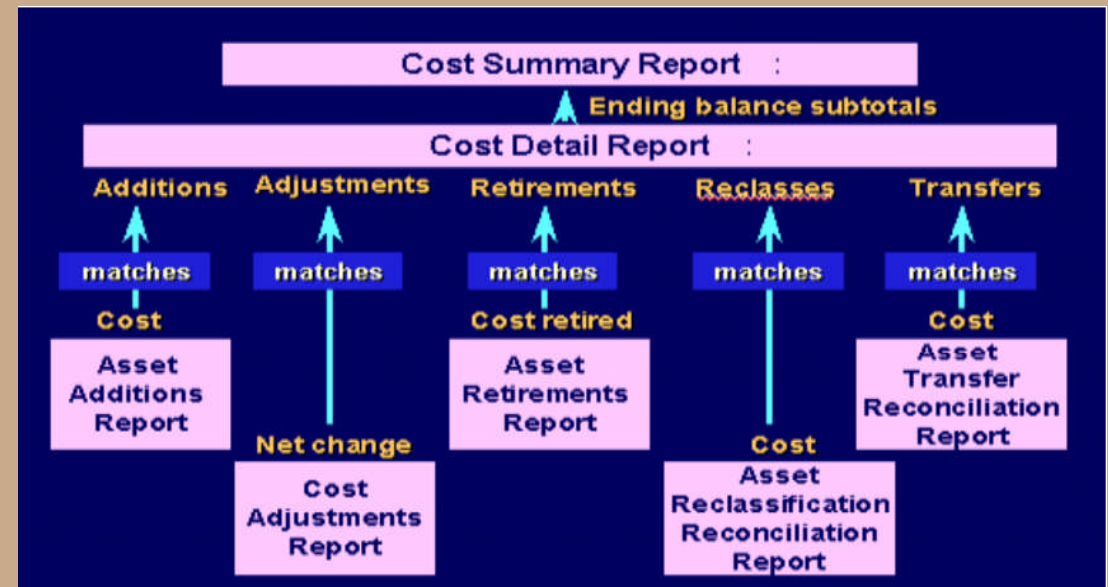
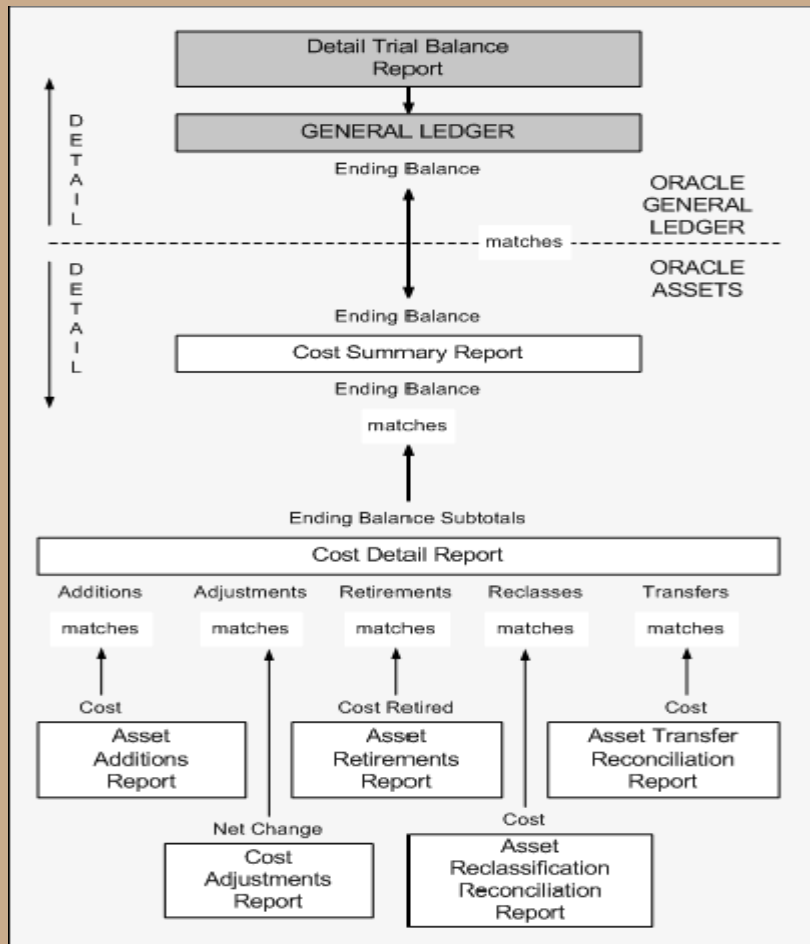
Reconciliation Process

Reconciliation Asset Clearing:



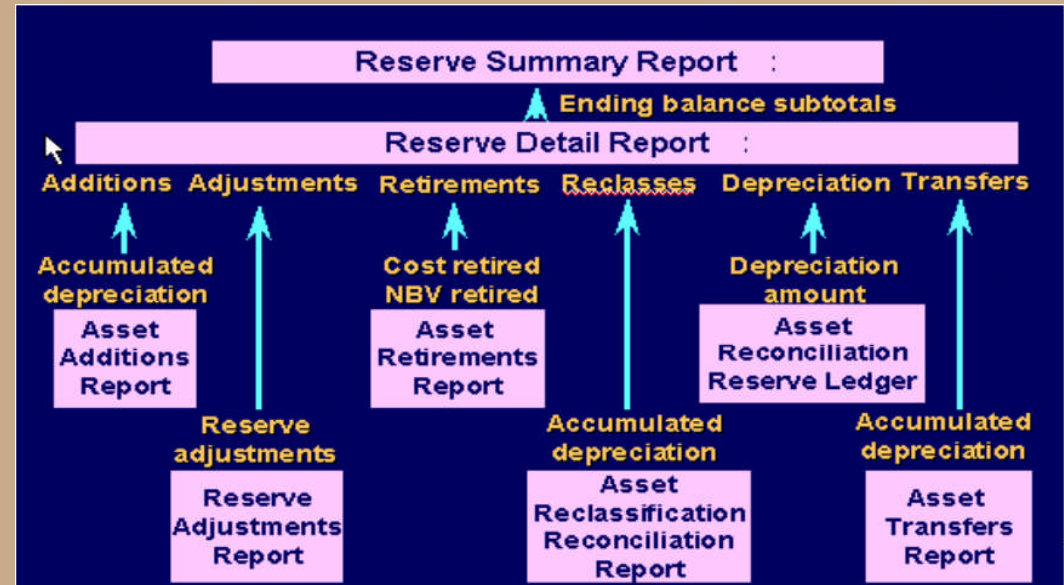
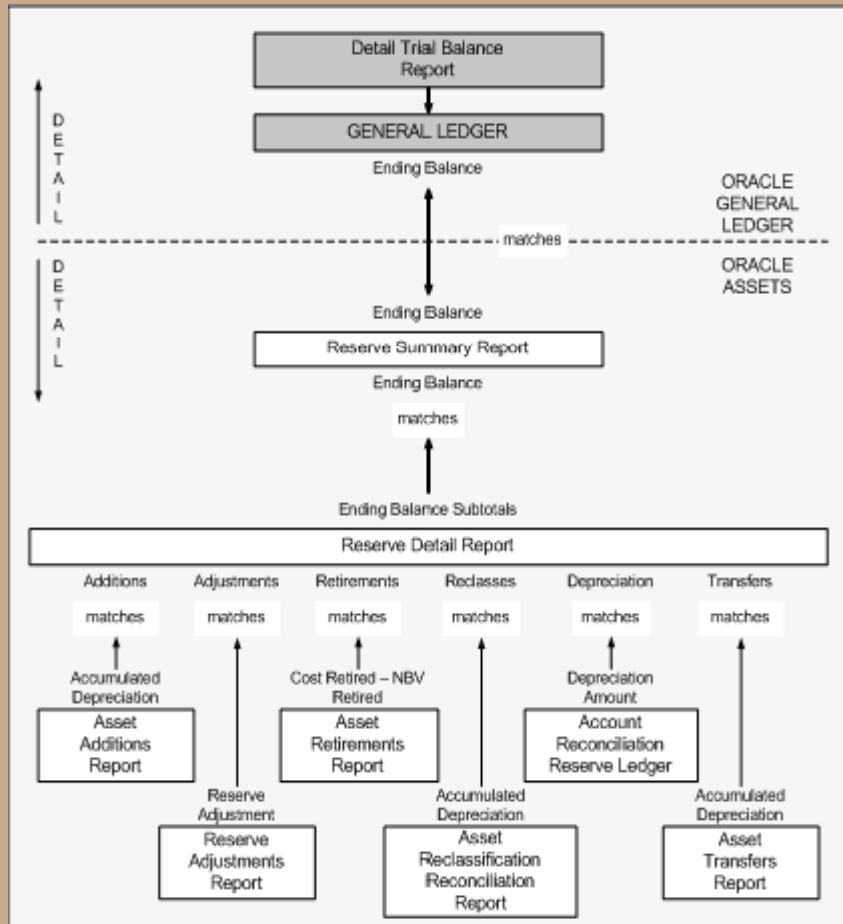
Reconciliation Process

Reconciliation Asset Cost:



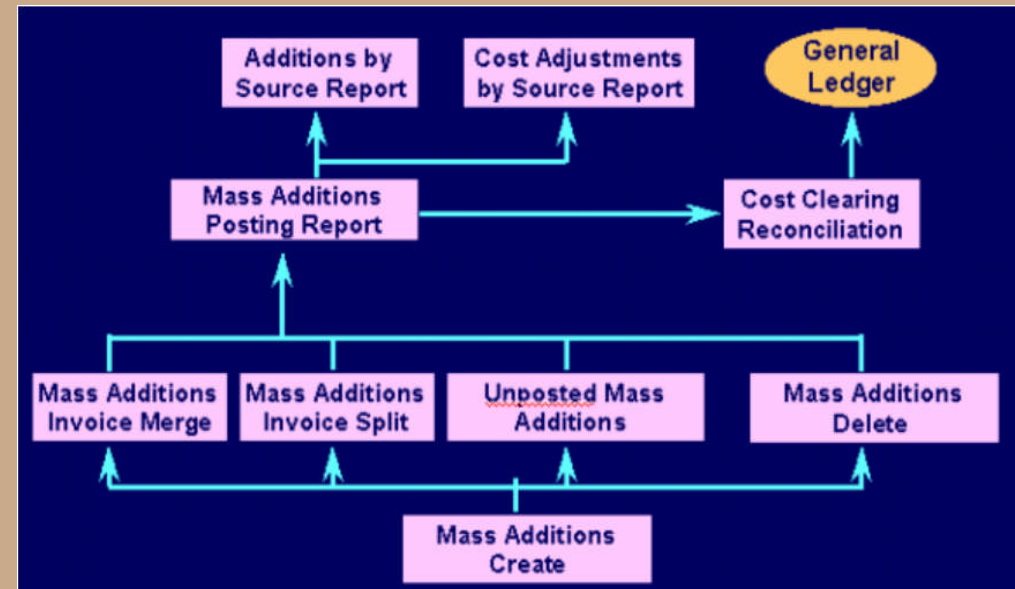
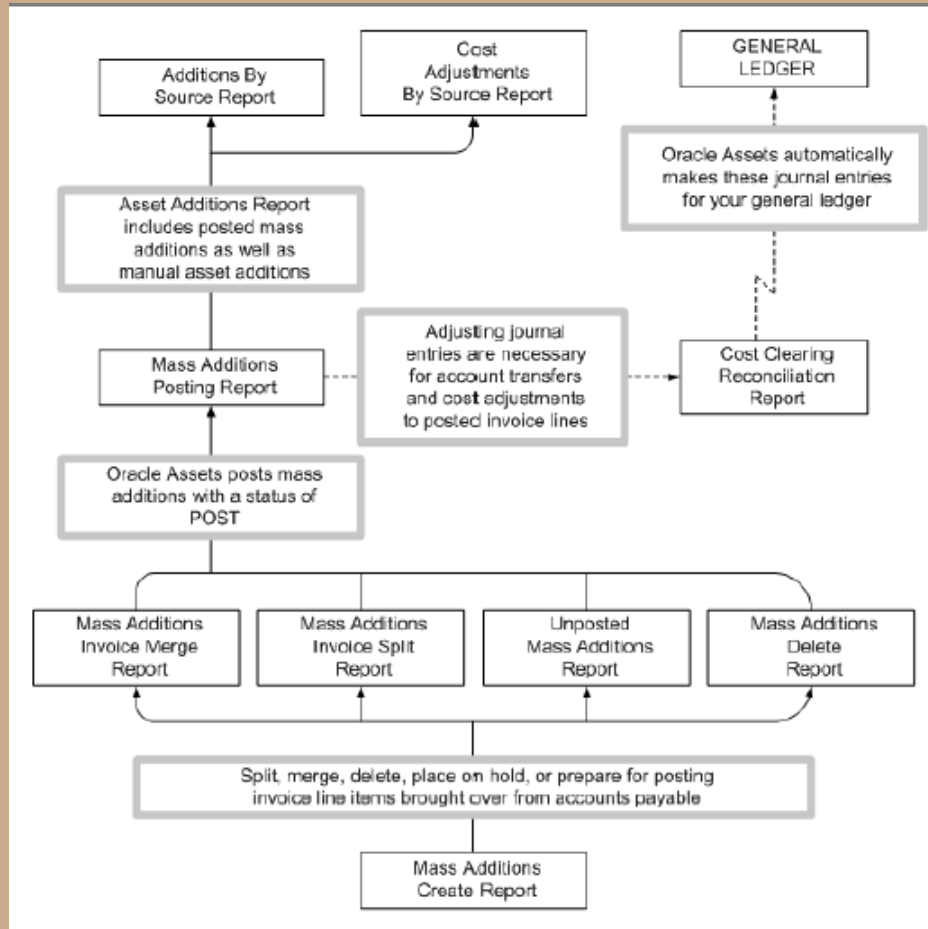
Reconciliation Process

Reconciliation Asset Reserve:



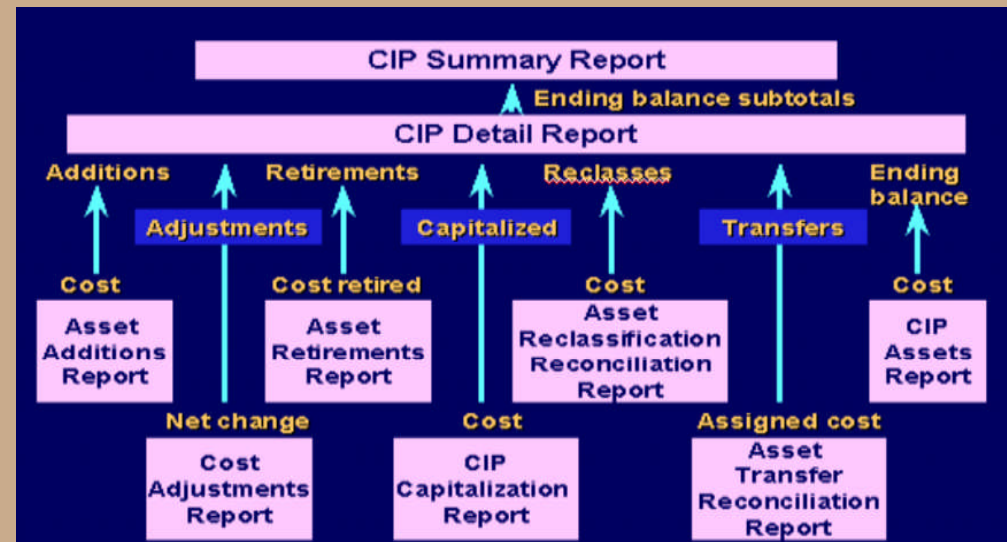
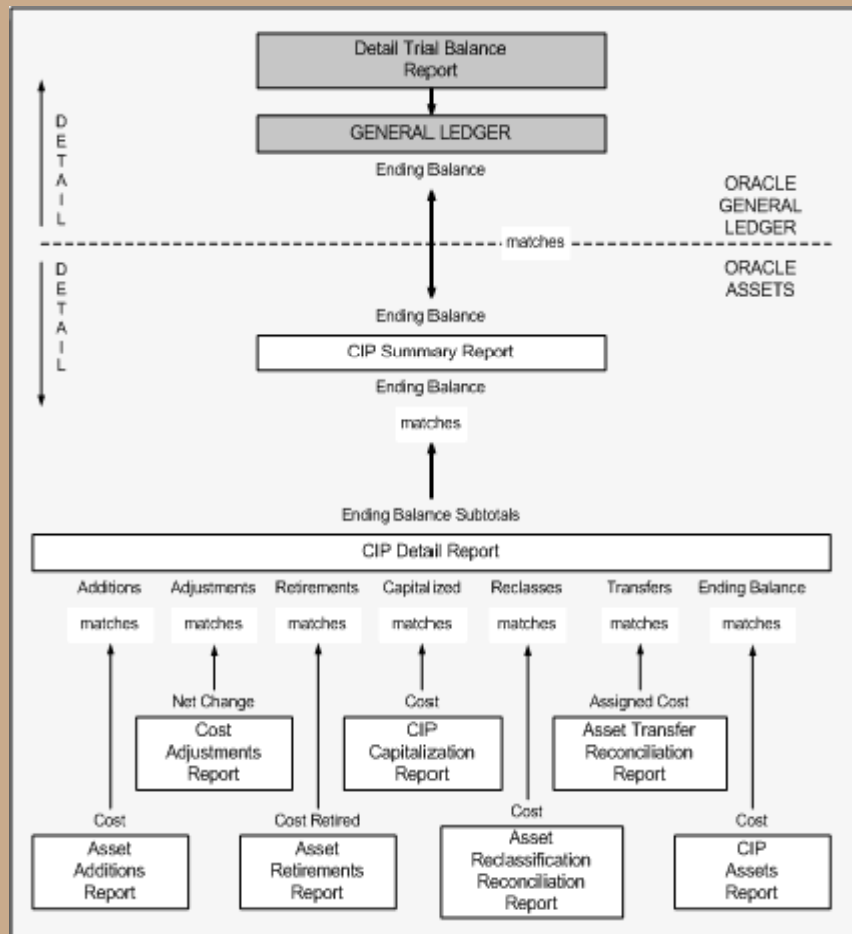
Reconciliation Process

Reconciliation CIP Clearing:



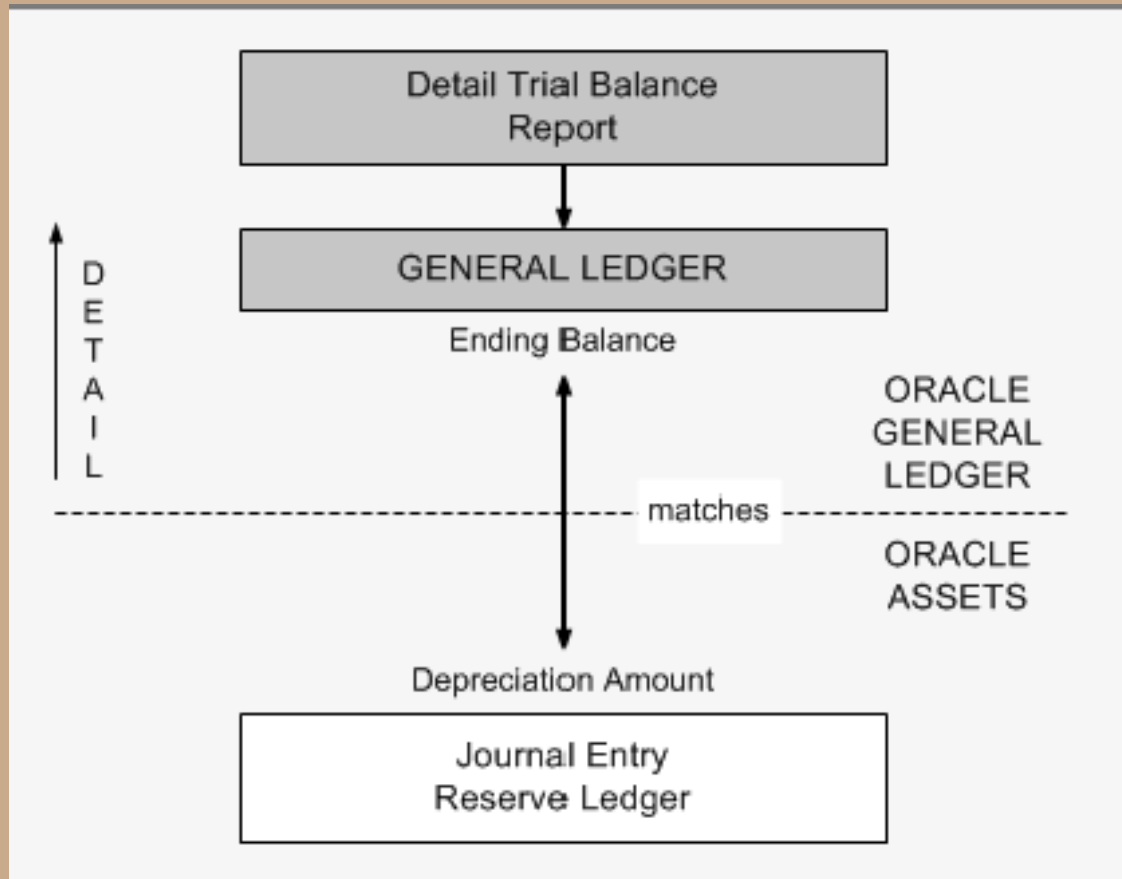
Reconciliation Process

Reconciliation CIP Cost:



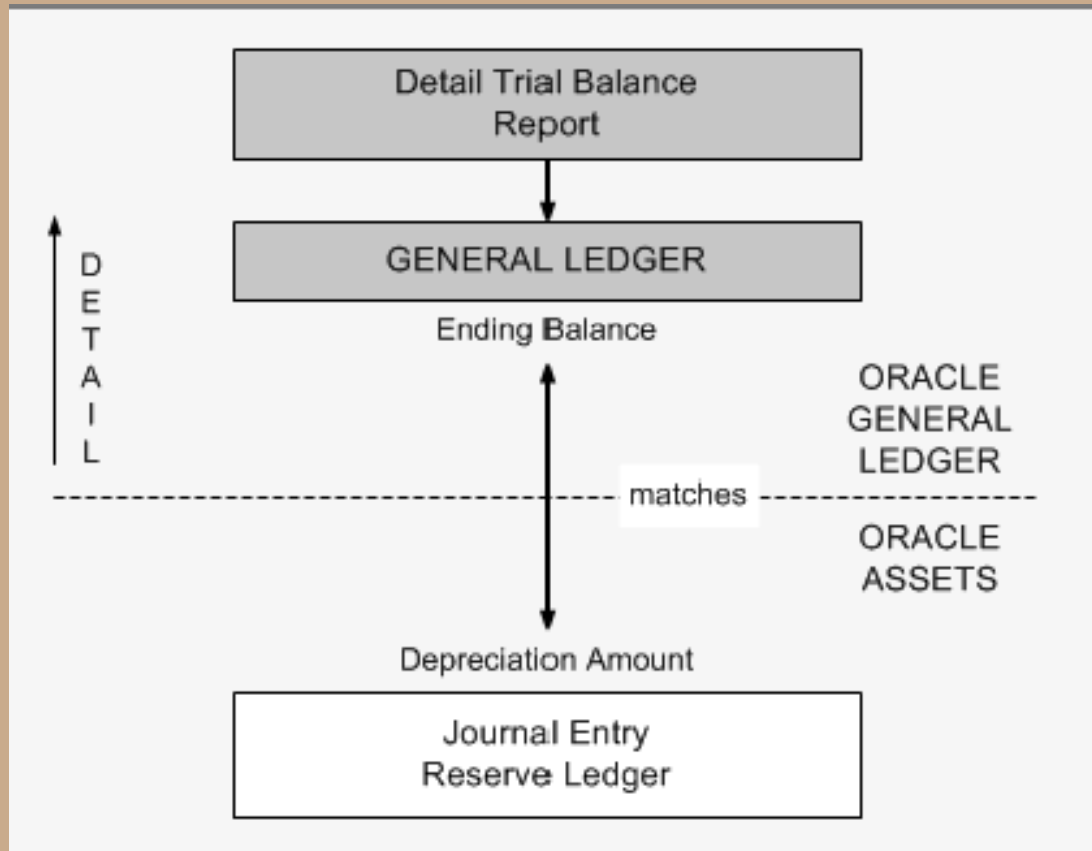
Reconciliation Process

Reconciliation Depreciation Expense (Month):



Reconciliation Process

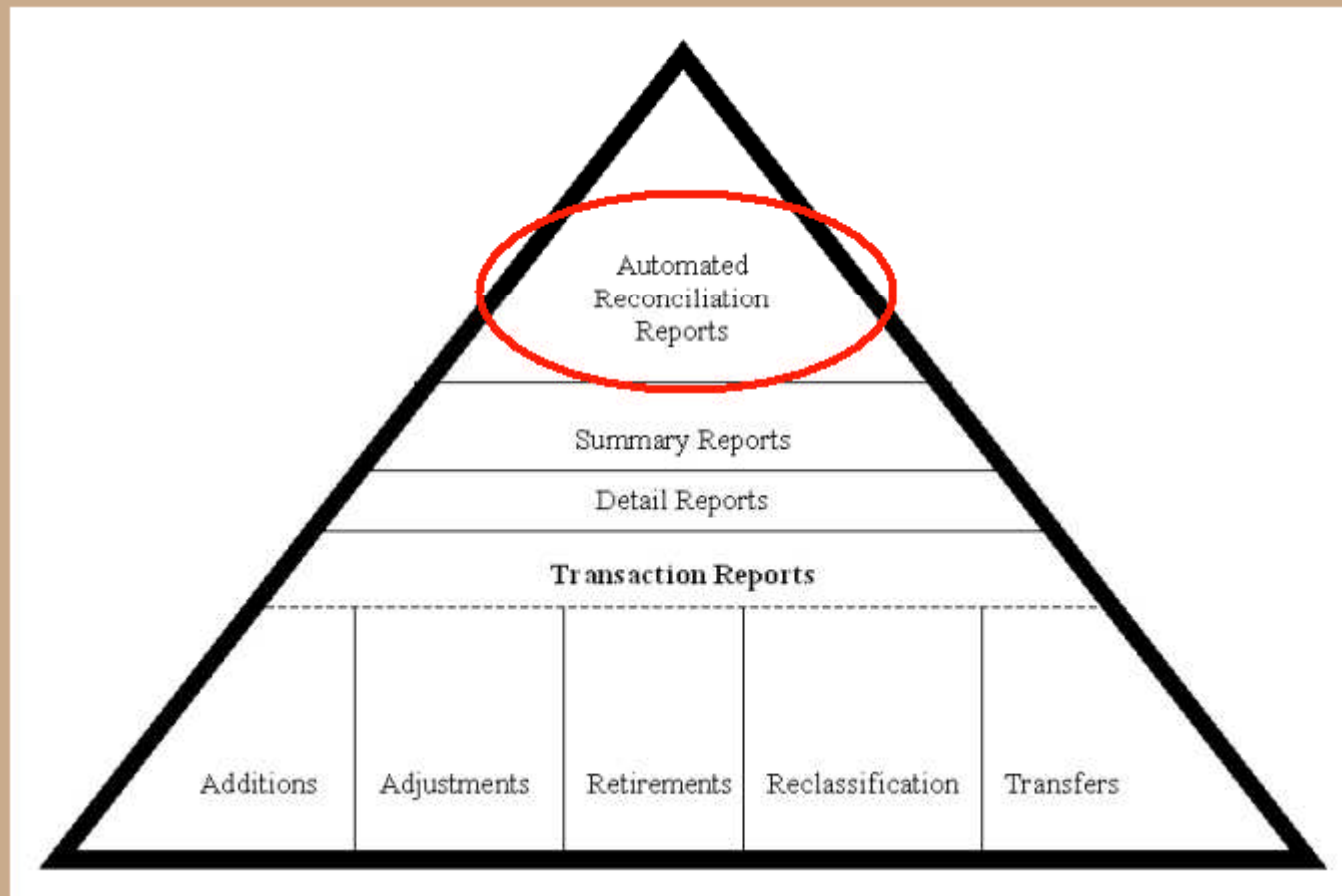
Reconciliation Depreciation Expense (YTD):



Automated Reconciliation Process

Automated Reconciliation Process

Eliminate the tying out of Oracle Assets to Oracle General Ledger – add a top level to the Oracle Reporting top-down / pyramid theory:



Automated Reconciliation Process

Generate Reports that capture Oracle Assets balances and compares them to the Oracle General Ledger balances and identifies variances:

Oracle FA to GL Reconciliation Reports:

- Asset Cost**
- Asset Clearing**
- CIP Cost**
- CIP Clearing**
- Asset Reserve**
- Depreciation Expense (Month)**
- Depreciation Expense (YTD)**

Automated Reconciliation Process

Oracle FA to Oracle GL Reconciliation Asset Clearing Report [Excel Format]

CHI-STAR TECHNOLOGY
 ORACLE FA TO ORACLE GL RECONCILIATION
 ASSET CLEARING REPORT
 Book: OPS CORP
 Period: Oct-08

Company	Department	Account	Sub-Account	Product	Description	Oracle FA Asset Clearing	Oracle GL Balance	FA to GL Variance
01	000	1210	0000	000	Accounts Receivable	0	119,641,496.00	-119,641,496.00
01	000	1245	0000	000	Receivable Factoring/Remittance	0	2,836,446.28	-2,836,446.28
01	000	1570	0000	000	Asset Clearing	326,500.00	-69,645,000.00	69,971,500.00
01	410	1570	0000	000	Asset Clearing	0	1,469,450.00	-1,469,450.00
01	460	1570	0000	000	Asset Clearing	0	0	0
01	510	1570	0000	000	Asset Clearing	0	11,270.00	-11,270.00
01	520	1570	0000	000	Asset Clearing	0	-401,900.00	401,900.00
01	600	1210	0000	600	Accounts Receivable	0	0	0
01	600	1210	0000	700	Accounts Receivable	0	0	0
01	600	1210	0000	800	Accounts Receivable	0	0	0
01	600	1570	0000	600	Asset Clearing	0	10,206,968.81	-10,206,968.81
01	740	1570	0000	000	Asset Clearing	0	-72,978.47	72,978.47
SUM:						326,500.00	64,039,782.62	-63,713,282.62

Company	Department	Account	Sub-Account	Product	Description	Oracle FA Asset Clearing	Oracle GL Balance	FA to GL Variance
08	000	1210	0000	000	Accounts Receivable	0	93,081,167.50	-93,081,167.50
08	000	1210	0000	130	Accounts Receivable	0	3,433,500.00	-3,433,500.00
08	000	1570	0000	000	Asset Clearing	0	3,113,991.18	-3,113,991.18
08	000	1570	0000	110	Asset Clearing	0	550,953.34	-550,953.34
08	110	1570	0000	110	Asset Clearing	0	27,768.98	-27,768.98
08	140	1570	0000	110	Asset Clearing	0	-39.59	39.59
08	402	1570	0000	110	Asset Clearing	0	255.66	-255.66
08	404	1570	0000	110	Asset Clearing	0	-21.57	21.57
08	420	1570	0000	110	Asset Clearing	0	135.79	-135.79
08	470	1570	0000	110	Asset Clearing	0	-25.53	25.53
08	530	1570	0000	110	Asset Clearing	0	58.81	-58.81
SUM:						0	100,207,744.57	-100,207,744.57

Automated Reconciliation Process

Oracle FA to Oracle GL Reconciliation Asset Clearing Report [PDF Format]



CHI-STAR TECHNOLOGY
 ORACLE FA TO ORACLE GL RECONCILIATION
 ASSET CLEARING REPORT
 Book: OPS CORP
 Period: Oct-03

Company	Department	Account	Sub-Account	Product	Description	Oracle FA Asset Clearing	Oracle GL Balance	FA to GL Variance
01	000	1210	0000	000	Accounts Receivable	0.00	119,641,496.00	-119,641,496.00
01	000	1245	0000	000	Receivable Factoring/Remittance	0.00	2,836,446.28	-2,836,446.28
01	000	1570	0000	000	Asset Clearing	326,500.00	-69,645,000.00	69,971,500.00
01	410	1570	0000	000	Asset Clearing	0.00	1,463,450.00	-1,463,450.00
01	460	1570	0000	000	Asset Clearing	0.00	0.00	0.00
01	510	1570	0000	000	Asset Clearing	0.00	11,270.00	-11,270.00
01	520	1570	0000	000	Asset Clearing	0.00	-401,900.00	401,900.00
01	600	1210	0000	600	Accounts Receivable	0.00	0.00	0.00
01	600	1210	0000	700	Accounts Receivable	0.00	0.00	0.00
01	600	1210	0000	800	Accounts Receivable	0.00	0.00	0.00
01	600	1570	0000	600	Asset Clearing	0.00	10,206,968.81	-10,206,968.81
01	740	1570	0000	000	Asset Clearing	0.00	-72,978.47	72,978.47
SUM:						326,500.00	64,039,752.62	-63,713,252.62

Company	Department	Account	Sub-Account	Product	Description	Oracle FA Asset Clearing	Oracle GL Balance	FA to GL Variance
03	000	1210	0000	000	Accounts Receivable	0.00	93,081,167.50	-93,081,167.50
03	000	1210	0000	130	Accounts Receivable	0.00	3,433,500.00	-3,433,500.00
03	000	1570	0000	000	Asset Clearing	0.00	3,113,991.18	-3,113,991.18
03	000	1570	0000	110	Asset Clearing	0.00	550,953.34	-550,953.34
03	110	1570	0000	110	Asset Clearing	0.00	27,768.98	-27,768.98
03	140	1570	0000	110	Asset Clearing	0.00	-39.59	39.59
03	402	1570	0000	110	Asset Clearing	0.00	255.66	-255.66
03	404	1570	0000	110	Asset Clearing	0.00	-21.57	21.57
03	420	1570	0000	110	Asset Clearing	0.00	135.79	-135.79
03	470	1570	0000	110	Asset Clearing	0.00	-25.53	25.53
03	530	1570	0000	110	Asset Clearing	0.00	58.81	-58.81
SUM:						0.00	100,207,744.57	-100,207,744.57

Automated Reconciliation Process

Oracle FA to Oracle GL Reconciliation Asset Cost Report [Excel Format]

CHI-STAR TECHNOLOGY
 ORACLE FA TO ORACLE GL RECONCILIATION
 ASSET COST REPORT
 Book: OPS CORP
 Period: Oct-03

Company	Department	Account	Sub-Account	Product	Description	Oracle FA Asset Cost	Oracle GL Balance	FA to GL Variance
01	000	1510	0000	000	Land	8,500,000.00	12,500,000.00	-4,000,000.00
01	000	1520	0000	000	Building and Improvements	84,663,038.38	73,416,659.91	11,246,378.47
01	000	1530	0000	000	Machinery & Equipment	4,723,450.00	5,720,000.00	-996,550.00
01	000	1540	0000	000	Furniture	6,452,820.00	6,344,520.00	108,300.00
01	000	1550	0000	000	Vehicles	20,573,614.00	1,848,300.00	18,725,314.00
01	000	1560	0000	000	Computers & Software	2,187,950.00	393,500.00	1,794,450.00
01	110	1520	0000	000	Building and Improvements	0	-175,500.00	175,500.00
01	110	1540	0000	000	Furniture	0	252,200.00	-252,200.00
01	120	1520	0000	000	Building and Improvements	0	30,000.00	-30,000.00
01	410	1550	0000	000	Vehicles	0	18,583,914.00	-18,583,914.00
01	420	1520	0000	000	Building and Improvements	0	13,500.00	-13,500.00
01	460	1550	0000	000	Vehicles	0	-80,000.00	80,000.00
01	470	1540	0000	000	Furniture	0	250,000.00	-250,000.00
01	470	1550	0000	000	Vehicles	0	80,000.00	-80,000.00
01	480	1560	0000	000	Computers & Software	0	-26,000.00	26,000.00
01	510	1540	0000	000	Furniture	0	25,000.00	-25,000.00
01	520	1560	0000	000	Computers & Software	0	19,995.00	-19,995.00
01	540	1530	0000	000	Machinery & Equipment	0	-30,000.00	30,000.00
01	560	1550	0000	000	Vehicles	0	-79,365.70	79,365.70
01	720	1540	0000	000	Furniture	0	4,800.00	-4,800.00
01	740	1510	0000	000	Land	0	500,000.00	-500,000.00
01	740	1520	0000	000	Building and Improvements	0	15,728,378.47	-15,728,378.47
01	740	1530	0000	000	Machinery & Equipment	0	33,450.00	-33,450.00
01	740	1540	0000	000	Furniture	0	19,300.00	-19,300.00
01	740	1550	0000	000	Vehicles	0	311,165.70	-311,165.70
01	740	1560	0000	000	Computers & Software	0	111,000.00	-111,000.00
SUM:						127,100,872.38	135,794,817.38	-8,693,945.00

Automated Reconciliation Process

Oracle FA to Oracle GL Reconciliation Asset Cost Report [PDF Format]



CHI-STAR TECHNOLOGY
 ORACLE FA TO ORACLE GL RECONCILIATION
 ASSET COST REPORT
 Book: OPS CORP
 Period: Oct-03

Company	Department	Account	Sub-Account	Product	Description	Oracle FA Asset Cost	Oracle GL Balance	FA to GL Variance
01	000	1510	0000	000	Land	8,500,000.00	12,500,000.00	-4,000,000.00
01	000	1520	0000	000	Building and Improvements	84,663,038.38	73,416,659.91	11,246,378.47
01	000	1530	0000	000	Machinery & Equipment	4,723,450.00	5,720,000.00	-996,550.00
01	000	1540	0000	000	Furniture	6,452,820.00	6,344,520.00	108,300.00
01	000	1550	0000	000	Vehicles	20,573,614.00	1,848,300.00	18,725,314.00
01	000	1560	0000	000	Computers & Software	2,187,950.00	393,500.00	1,794,450.00
01	110	1520	0000	000	Building and Improvements	0.00	-175,500.00	175,500.00
01	110	1540	0000	000	Furniture	0.00	252,200.00	-252,200.00
01	120	1520	0000	000	Building and Improvements	0.00	30,000.00	-30,000.00
01	410	1550	0000	000	Vehicles	0.00	18,583,914.00	-18,583,914.00
01	420	1520	0000	000	Building and Improvements	0.00	13,500.00	-13,500.00
01	460	1550	0000	000	Vehicles	0.00	-80,000.00	80,000.00
01	470	1540	0000	000	Furniture	0.00	250,000.00	-250,000.00
01	470	1550	0000	000	Vehicles	0.00	80,000.00	-80,000.00
01	480	1560	0000	000	Computers & Software	0.00	-26,000.00	26,000.00
01	510	1540	0000	000	Furniture	0.00	25,000.00	-25,000.00
01	520	1560	0000	000	Computers & Software	0.00	19,995.00	-19,995.00
01	540	1530	0000	000	Machinery & Equipment	0.00	-30,000.00	30,000.00
01	560	1550	0000	000	Vehicles	0.00	-79,365.70	79,365.70
01	720	1540	0000	000	Furniture	0.00	4,800.00	-4,800.00
01	740	1510	0000	000	Land	0.00	500,000.00	-500,000.00
01	740	1520	0000	000	Building and Improvements	0.00	15,728,378.47	-15,728,378.47
01	740	1530	0000	000	Machinery & Equipment	0.00	33,450.00	-33,450.00
01	740	1540	0000	000	Furniture	0.00	19,300.00	-19,300.00
01	740	1550	0000	000	Vehicles	0.00	311,165.70	-311,165.70
01	740	1560	0000	000	Computers & Software	0.00	111,000.00	-111,000.00
SUM:						127,100,872.38	136,794,817.38	-8,693,945.00

Automated Reconciliation Process

Oracle FA to Oracle GL Reconciliation Asset Reserve Report [Excel Format]

CHI-STAR TECHNOLOGY
 ORACLE FA TO ORACLE GL RECONCILIATION
 ASSET RESERVE REPORT
 Book: OPS CORP
 Period: Oct-03

Company	Department	Account	Sub-Account	Product	Description	Oracle FA Asset Reserve	Oracle GL Balance	FA to GL Variance
01	000	1620	0000	000	Accum. Depr. Blding &	-12,875,690.30	-13,572,367.74	696,677.44
01	000	1630	0000	000	Accum. Depr. Machinery &	-1,764,227.26	-1,741,775.18	-22,452.08
01	000	1640	0000	000	Accum. Depr. Furniture	-2,013,761.65	-1,957,236.77	-56,524.88
01	000	1650	0000	000	Accum. Depr. Vehicles	-14,389,133.49	-11,812,642.34	-2,576,491.15
01	000	1660	0000	000	Accum. Depr. Computers &	-555,005.36	-109,544.37	-445,460.99
01	000	9999	0000	000	NA	-1,188,888.84	0	-1,188,888.84
01	110	1620	0000	000	Accum. Depr. Blding &	0	1,354.15	-1,354.15
01	110	1640	0000	000	Accum. Depr. Furniture	0	-44,042.35	44,042.35
01	120	1620	0000	000	Accum. Depr. Blding &	0	-1,250.00	1,250.00
01	120	1640	0000	000	Accum. Depr. Furniture	0	-104.15	104.15
01	130	1660	0000	000	Accum. Depr. Computers &	0	-1,878.36	1,878.36
01	402	1650	0000	000	Accum. Depr. Vehicles	0	-21,000.00	21,000.00
01	404	1650	0000	000	Accum. Depr. Vehicles	0	-7,000.00	7,000.00
01	410	1650	0000	000	Accum. Depr. Vehicles	0	-2,319,181.96	2,319,181.96
01	410	1660	0000	000	Accum. Depr. Computers &	0	-408.3	408.3
01	420	1620	0000	000	Accum. Depr. Blding &	0	-1,575.00	1,575.00
01	420	1650	0000	000	Accum. Depr. Vehicles	0	-34,800.00	34,800.00
01	450	1650	0000	000	Accum. Depr. Vehicles	0	-8,000.00	8,000.00
01	460	1650	0000	000	Accum. Depr. Vehicles	0	21,666.71	-21,666.71
01	470	1640	0000	000	Accum. Depr. Furniture	0	-10,416.66	10,416.66
01	470	1650	0000	000	Accum. Depr. Vehicles	0	-33,333.36	33,333.36
01	480	1660	0000	000	Accum. Depr. Computers &	0	8,416.63	-8,416.63
01	510	1640	0000	000	Accum. Depr. Furniture	0	-208.34	208.34
01	520	1620	0000	000	Accum. Depr. Blding &	0	-2,528.56	2,528.56
01	520	1630	0000	000	Accum. Depr. Machinery &	0	-201.25	201.25
01	540	1630	0000	000	Accum. Depr. Machinery &	0	4,500.00	-4,500.00
01	560	1650	0000	000	Accum. Depr. Vehicles	0	30,425.60	-30,425.60
01	720	1640	0000	000	Accum. Depr. Furniture	0	-800	800
01	740	1620	0000	000	Accum. Depr. Blding &	0	-1,048,715.91	1,048,715.91
01	740	1630	0000	000	Accum. Depr. Machinery &	0	-5,017.50	5,017.50
01	740	1640	0000	000	Accum. Depr. Furniture	0	-953.38	953.38
01	740	1650	0000	000	Accum. Depr. Vehicles	0	-1,662,964.34	1,662,964.34
01	740	1660	0000	000	Accum. Depr. Computers &	0	-32,722.20	32,722.20
01	830	1660	0000	000	Accum. Depr. Computers &	0	-8,750.00	8,750.00
SUM:						-32,786,706.90	-34,373,054.93	1,586,348.03

Automated Reconciliation Process

Oracle FA to Oracle GL Reconciliation Asset Reserve Report [PDF Format]



CHI-STAR TECHNOLOGY
 ORACLE FA TO ORACLE GL RECONCILIATION
 ASSET RESERVE REPORT
 Book: OPS CORP
 Period: Oct-03

Company	Department	Account	Sub-Account	Product	Description	Oracle FA Asset Reserve	Oracle GL Balance	FA to GL Variance
01	000	1620	0000	000	Accum. Depr. Blding & Improvements	-12,875,690.30	-13,572,367.74	696,677.44
01	000	1630	0000	000	Accum. Depr. Machinery & Equipment	-1,764,227.26	-1,741,775.18	-22,452.08
01	000	1640	0000	000	Accum. Depr. Furniture	-2,013,761.65	-1,957,236.77	-56,524.88
01	000	1650	0000	000	Accum. Depr. Vehicles	-14,389,133.49	-11,812,642.34	-2,576,491.15
01	000	1660	0000	000	Accum. Depr. Computers & Software	-555,005.36	-109,544.37	-445,460.99
01	000	9999	0000	000	N/A	-1,188,888.84	0.00	-1,188,888.84
01	110	1620	0000	000	Accum. Depr. Blding & Improvements	0.00	1,354.15	-1,354.15
01	110	1640	0000	000	Accum. Depr. Furniture	0.00	-44,042.35	44,042.35
01	120	1620	0000	000	Accum. Depr. Blding & Improvements	0.00	-1,250.00	1,250.00
01	120	1640	0000	000	Accum. Depr. Furniture	0.00	-104.15	104.15
01	130	1660	0000	000	Accum. Depr. Computers & Software	0.00	-1,878.36	1,878.36
01	402	1650	0000	000	Accum. Depr. Vehicles	0.00	-21,000.00	21,000.00
01	404	1650	0000	000	Accum. Depr. Vehicles	0.00	-7,000.00	7,000.00
01	410	1650	0000	000	Accum. Depr. Vehicles	0.00	-2,319,181.96	2,319,181.96
01	410	1660	0000	000	Accum. Depr. Computers & Software	0.00	-408.30	408.30
01	420	1620	0000	000	Accum. Depr. Blding & Improvements	0.00	-1,575.00	1,575.00
01	420	1650	0000	000	Accum. Depr. Vehicles	0.00	-34,800.00	34,800.00
01	450	1650	0000	000	Accum. Depr. Vehicles	0.00	-8,000.00	8,000.00
01	460	1650	0000	000	Accum. Depr. Vehicles	0.00	21,666.71	-21,666.71
01	470	1640	0000	000	Accum. Depr. Furniture	0.00	-10,416.66	10,416.66
01	470	1650	0000	000	Accum. Depr. Vehicles	0.00	-33,333.36	33,333.36
01	480	1660	0000	000	Accum. Depr. Computers & Software	0.00	8,416.63	-8,416.63

Automated Reconciliation Process

Oracle FA to Oracle GL Reconciliation CIP Clearing Report [Excel Format]

CHI-STAR TECHNOLOGY
 ORACLE FA TO ORACLE GL RECONCILIATION
 CIP CLEARING REPORT
 Book: OPS CORP
 Period: Oct-03

Company	Department	Account	Sub-Account	Product	Description	Oracle FA CIP Clearing	Oracle GL Balance	FA to GL Variance
01	000	1210	0000	000	Accounts Receivable	0	119,641,496.00	-119,641,496.00
01	000	1222	0000	000	Autoaccounting Clearing	0	-12,925.05	12,925.05
01	000	1590	0000	000	CIP Clearing	0	0	0
01	510	1590	0000	000	CIP Clearing	0	23,388.00	-23,388.00
01	600	1210	0000	600	Accounts Receivable	0	0	0
01	600	1210	0000	700	Accounts Receivable	0	0	0
01	600	1210	0000	800	Accounts Receivable	0	0	0
01	740	1590	0000	000	CIP Clearing	0	-224,023.30	224,023.30
SUM:						0	119,427,935.65	-119,427,935.65

Company	Department	Account	Sub-Account	Product	Description	Oracle FA CIP Clearing	Oracle GL Balance	FA to GL Variance
03	000	1210	0000	000	Accounts Receivable	0	93,081,167.50	-93,081,167.50
03	000	1210	0000	130	Accounts Receivable	0	3,433,500.00	-3,433,500.00
SUM:						0	96,514,667.50	-96,514,667.50

Automated Reconciliation Process

Oracle FA to Oracle GL Reconciliation CIP Clearing Report [PDF Format]



CHI-STAR TECHNOLOGY
 ORACLE FA TO ORACLE GL RECONCILIATION
 CIP CLEARING REPORT
 Book: OPS CORP
 Period: Oct-03

Company	Department	Account	Sub-Account	Product	Description	Oracle FA CIP Clearing	Oracle GL Balance	FA to GL Variance
01	000	1210	0000	000	Accounts Receivable	0.00	119,641,496.00	-119,641,496.00
01	000	1222	0000	000	Autoaccounting Clearing	0.00	-12,925.05	12,925.05
01	000	1590	0000	000	CIP Clearing	0.00	0.00	0.00
01	510	1590	0000	000	CIP Clearing	0.00	23,388.00	-23,388.00
01	600	1210	0000	600	Accounts Receivable	0.00	0.00	0.00
01	600	1210	0000	700	Accounts Receivable	0.00	0.00	0.00
01	600	1210	0000	800	Accounts Receivable	0.00	0.00	0.00
01	740	1590	0000	000	CIP Clearing	0.00	-224,023.30	224,023.30
SUM:						0.00	119,427,935.65	-119,427,935.65

Company	Department	Account	Sub-Account	Product	Description	Oracle FA CIP Clearing	Oracle GL Balance	FA to GL Variance
03	000	1210	0000	000	Accounts Receivable	0.00	93,081,167.50	-93,081,167.50
03	000	1210	0000	130	Accounts Receivable	0.00	3,433,500.00	-3,433,500.00
SUM:						0.00	96,514,667.50	-96,514,667.50

Automated Reconciliation Process

Oracle FA to Oracle GL Reconciliation CIP Cost Report [Excel Format]

CHI-STAR TECHNOLOGY
 ORACLE FA TO ORACLE GL RECONCILIATION
 CIP COST REPORT
 Book: OPS CORP
 Period: Oct-03

Company	Department	Account	Sub-Account	Product	Description	Oracle FA CIP Cost	Oracle GL Balance	FA to GL Variance
01	000	1580	0000	000	CIP Cost	282,812.00	43,500.00	239,312.00
01	480	1580	0000	000	CIP Cost	0	8,250.00	-8,250.00
01	740	1580	0000	000	CIP Cost	0	231,062.00	-231,062.00
SUM:						282,812.00	282,812.00	0

Automated Reconciliation Process

Oracle FA to Oracle GL Reconciliation CIP Cost Report [PDF Format]



CHI-STAR TECHNOLOGY
 ORACLE FA TO ORACLE GL RECONCILIATION
 CIP COST REPORT
 Book: OPS CORP
 Period: Oct-03

Company	Department	Account	Sub-Account	Product	Description	Oracle FA CIP Cost	Oracle GL Balance	FA to GL Variance
01	000	1580	0000	000	CIP Cost	282,812.00	43,500.00	239,312.00
01	480	1580	0000	000	CIP Cost	0.00	8,250.00	-8,250.00
01	740	1580	0000	000	CIP Cost	0.00	231,062.00	-231,062.00
SUM:						282,812.00	282,812.00	0.00

Automated Reconciliation Process

Oracle FA to Oracle GL Reconciliation Asset Depreciation Expense (Month) Report [Excel Format]

CHI-STAR TECHNOLOGY
 ORACLE FA TO ORACLE GL RECONCILIATION
 DEPRECIATION EXPENSE (MONTH) REPORT
 Book: CSTCORP
 Period: Feb-09

Company	Department	Account	Sub-Account	Product	Description	Oracle FA Deprn Exp	Oracle GL Balance	FA to GL Variance
01	210	7320	0000	000	Depreciation Building & Improvements	110,453.20	110,453.20	0
01	210	7340	0000	000	Depreciation Furniture	29,307.48	29,307.48	0
01	210	7350	0000	000	Depreciation Vehicles	39,396.87	39,396.87	0
01	210	7360	0000	000	Depreciation Computers & Software	86,461.04	86,461.04	0
01	404	7360	0000	000	Depreciation Computers & Software	2,210.08	2,210.08	0
01	501	7350	0000	000	Depreciation Vehicles	19,880.21	19,880.21	0
01	501	7360	0000	000	Depreciation Computers & Software	106,391.57	106,391.57	0
SUM:						394,100.45	394,100.45	0

Automated Reconciliation Process

Oracle FA to Oracle GL Reconciliation Asset Depreciation Expense (Month) Report [PDF Format]



CHI-STAR TECHNOLOGY
ORACLE FA TO ORACLE GL RECONCILIATION
DEPRECIATION EXPENSE (MONTH) REPORT
Book: CST CORP
Period: Feb-09

Company	Department	Account	Sub-Account	Product	Description	Oracle FA Deprn Exp (MO)	Oracle GL Balance	FA to GL Variance
01	210	7320	0000	000	Depreciation Building & Improvements	110,453.20	110,453.20	0.00
01	210	7340	0000	000	Depreciation Furniture	29,307.48	29,307.48	0.00
01	210	7350	0000	000	Depreciation Vehicles	39,396.87	39,396.87	0.00
01	210	7360	0000	000	Depreciation Computers & Software	86,461.04	86,461.04	0.00
01	404	7360	0000	000	Depreciation Computers & Software	2,210.08	2,210.08	0.00
01	501	7350	0000	000	Depreciation Vehicles	19,880.21	19,880.21	0.00
01	501	7360	0000	000	Depreciation Computers & Software	106,391.57	106,391.57	0.00
SUM:						394,100.45	394,100.45	0.00

Automated Reconciliation Process

Oracle FA to Oracle GL Reconciliation Asset Depreciation Expense (YTD) Report [Excel Format]

CHI-STAR TECHNOLOGY
 ORACLE FA TO ORACLE GL RECONCILIATION
 DEPRECIATION EXPENSE (YTD) REPORT
 Book: CST CORP
 Period: Feb-09

Company	Department	Account	Sub-Account	Product	Description	Oracle FA DeprnExp	Oracle GL Balance	FA to GL Variance
01	210	7320	0000	000	Depreciation Building & Improvements	239,923.05	239,923.05	0
01	210	7340	0000	000	Depreciation Furniture	58,614.96	58,614.96	0
01	210	7350	0000	000	Depreciation Vehicles	78,793.74	78,793.74	0
01	210	7360	0000	000	Depreciation Computers & Software	176,527.64	176,527.64	0
01	404	7360	0000	000	Depreciation Computers & Software	4,444.43	4,444.43	0
01	501	7350	0000	000	Depreciation Vehicles	49,693.76	49,693.76	0
01	501	7360	0000	000	Depreciation Computers & Software	212,783.14	212,783.14	0
SUM:						820,780.72	820,780.72	0

Automated Reconciliation Process

Oracle FA to Oracle GL Reconciliation Asset Depreciation Expense (YTD) Report [PDF Format]



CHI-STAR TECHNOLOGY
ORACLE FA TO ORACLE GL RECONCILIATION
DEPRECIATION EXPENSE (YTD) REPORT
Book: CST CORP
Period: Feb-09

Company	Department	Account	Sub-Account	Product	Description	Oracle FA Deprn Exp (YTD)	Oracle GL Balance	FA to GL Variance
01	210	7320	0000	000	Depreciation Building & Improvements	239,923.05	239,923.05	0.00
01	210	7340	0000	000	Depreciation Furniture	58,614.96	58,614.96	0.00
01	210	7350	0000	000	Depreciation Vehicles	78,793.74	78,793.74	0.00
01	210	7360	0000	000	Depreciation Computers & Software	176,527.64	176,527.64	0.00
01	404	7360	0000	000	Depreciation Computers & Software	4,444.43	4,444.43	0.00
01	501	7350	0000	000	Depreciation Vehicles	49,693.76	49,693.76	0.00
01	501	7360	0000	000	Depreciation Computers & Software	212,783.14	212,783.14	0.00
SUM:						820,780.72	820,780.72	0.00

Automated Reconciliation Process

Reconciliation Process Includes the following steps:

1. **Generate Automated Reconciliation Reports from Oracle Assets**
 - Oracle FA to Oracle General Ledger Asset Cost Reconciliation Report
 - Oracle FA to Oracle General Ledger Asset Clearing Reconciliation Report **(If needed – depends on setups)**
 - Oracle FA to Oracle General Ledger CIP Cost Reconciliation Report **(If needed – depends on setups)**
 - Oracle FA to Oracle General Ledger CIP Clearing Reconciliation Report **(If needed – depends on setups)**
 - Oracle FA to Oracle General Ledger Asset Reserve Reconciliation Report
 - Oracle FA to Oracle General Ledger Asset Depreciation Expense (Month) Reconciliation Report **(If needed)**
 - Oracle FA to Oracle General Ledger Asset Depreciation Expense (YTD) Reconciliation Report
2. **If needed – Run lower level reports from Oracle Assets to assist in any variances between Oracle Assets and Oracle General Ledger**

Corporate Book to Tax Books Reconciliation

Current Reconciliation Process

Ideally on a monthly basis run the Periodic Mass Copy process to each Tax Book, this process will copy the following transactions from your Corporate Book to the Tax Book:

- Asset Additions**
 - Provided the option is checked on the Book Setup Form
 - Provided that Asset Category is also associated to the Tax Book
- Asset Adjustments**
 - Provided the option is checked on the Book Setup Form
 - Provided that Asset Category is also associated to the Tax Book
 - Provided the cost basis is the same for the 2 books or the profile option is set to allow adjustments for assets with different basis
- CIP Additions**
 - Provided the option is checked on the Book Setup Form
 - Provided the option to allow CIP assets on Tax Books is set on the Book Setup Form
 - Provided that Asset Category is also associated to the Tax Book
- CIP Adjustments**
 - Provides the option is checked on the Book Setup Form
 - Provided the option to allow CIP assets on Tax Books is set on the Book Setup Form
 - Provided that Asset Category is also associated to the Tax Book
 - Provided the cost basis is the same for the 2 books or the profile option is set to allow adjustments for assets with different basis
- Asset Retirements**
 - Provides the option is checked on the Book Setup Form
 - Provided that Asset Category is also associated to the Tax Book

Book Setup Form

- 1) CIP Asset Allowed
- 2) Asset Transactions Allowed

The screenshot displays the 'Book Controls' window for the 'OPS FEDERAL' book, which is a 'Tax' class. The description is 'OPERATIONS FEDERAL TAX BOOK' and it is associated with the 'OPS CORP' corporate book. The 'Tax Rules' tab is active, showing several configuration options:

- Allow Reserve Adjustments
- Allow Investment Tax Credits
- Allow CIP Assets (highlighted with a yellow circle)
- Allow Cost Ceilings
- Allow Expense Ceilings
- Allow Mass Copy (highlighted with a red box)
 - Copy Additions
 - Copy Adjustments
 - Copy Retirements

Additional settings include 'Salvage Value' set to 'Do Not Copy' and 'Last Period' set to 'Oct-03'. The 'Group Rules' section contains dropdown menus for 'Group Asset Additions' and 'Member Asset Assignments'.

Asset Category Setup Form

Asset Categories

Category: **COMPUTER-PC** Enabled

Description: **Owned Personal computer** Capitalize

Category Type: **Non-Lease** In Physical Inventory

Ownership: **Owned**

Property Type: **PERSONAL** Property Class: **1245** []

General Ledger Accounts

Book: **OPS FEDERAL**

Asset Cost: **01-000-1560-0000-000**

Asset Clearing: **01-000-1570-0000-000**

Depreciation Expense Segment: **7360**

Accumulated Depreciation: **01-000-1660-0000-000**

Bonus Expense: **7360**

Bonus Reserve: **01-000-1660-0000-000**

Revaluation Reserve: **01-000-1670-0000-000**

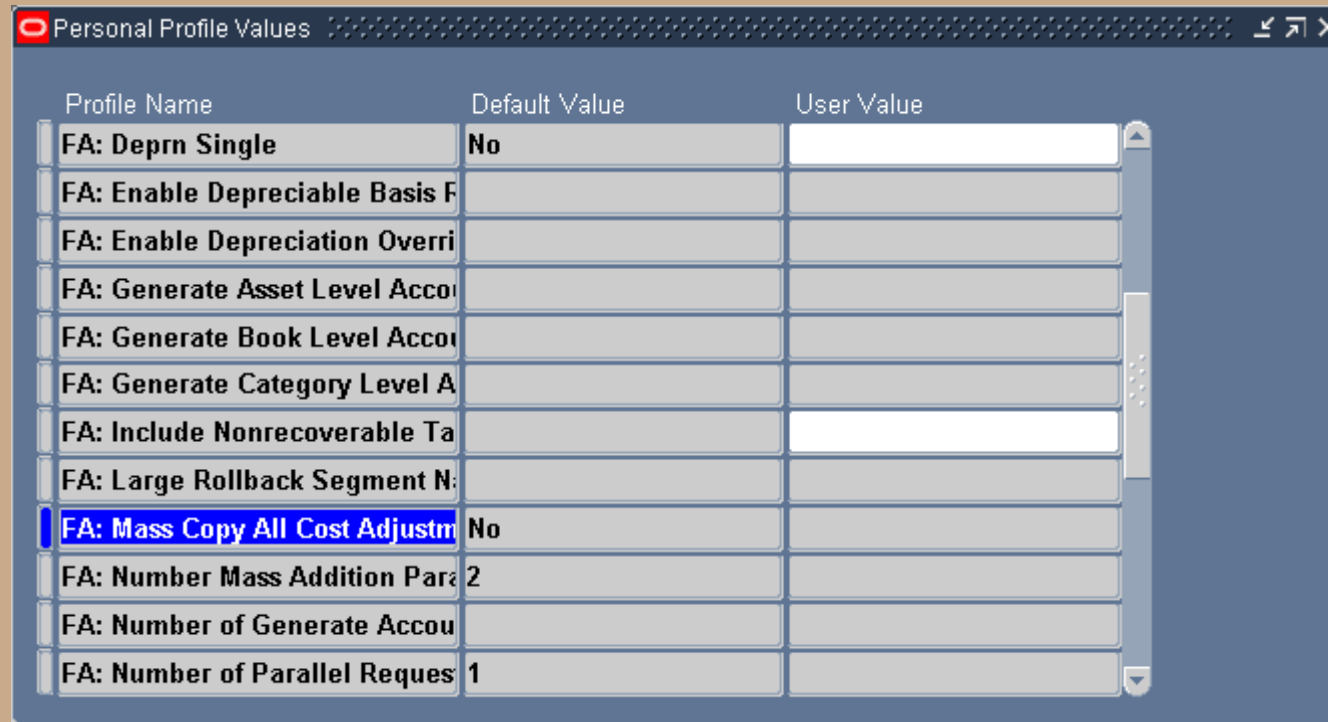
Revaluation Amortization: **01-000-1680-0000-000**

CIP Cost: **01-000-1580-0000-000** []

CIP Clearing: **01-000-1590-0000-000**

Default Rules

Profile Option Form



The screenshot shows a window titled "Personal Profile Values" with a table of profile options. The table has three columns: "Profile Name", "Default Value", and "User Value". The "User Value" column contains empty text boxes for each row. The row "FA: Mass Copy All Cost Adjustm" is highlighted in blue.

Profile Name	Default Value	User Value
FA: Deprn Single	No	
FA: Enable Depreciable Basis F		
FA: Enable Depreciation Overri		
FA: Generate Asset Level Accou		
FA: Generate Book Level Accou		
FA: Generate Category Level A		
FA: Include Nonrecoverable Ta		
FA: Large Rollback Segment N:		
FA: Mass Copy All Cost Adjustm	No	
FA: Number Mass Addition Para	2	
FA: Number of Generate Accou		
FA: Number of Parallel Reques	1	

Periodic Mass Copy Process

After the Corporate Books have been closed run the Period Mass Copy process

Review the Output / Log File when process is complete to determine Good and Bad errors:

Example of a Good Error:

Transaction unable to be copied, not a cost adjustment (this could be a Depreciation Method , Life, or any other non financial adjustment that should not impact Tax)

Example of a Bad Error:

Retirement Transaction unable to be copied

All errors should be review and determined if the transaction needs to be manually performed on the Tax Books

Periodic Mass Copy Process

Example of a Good Error:

CST011	15406	This asset's category is not set up for this tax book
CST012	15407	This asset's category is not set up for this tax book
CST013	15408	This asset's category is not set up for this tax book
CST014	15409	This asset's category is not set up for this tax book
CST015	15410	This asset's category is not set up for this tax book

CST009	15475	The adjustment is not a cost, salvage value, or production capacity adjustment
CST010	15476	The adjustment is not a cost, salvage value, or production capacity adjustment
CST011	15477	The adjustment is not a cost, salvage value, or production capacity adjustment
CST012	15478	The adjustment is not a cost, salvage value, or production capacity adjustment
CST013	15479	The adjustment is not a cost, salvage value, or production capacity adjustment
CST014	15480	The adjustment is not a cost, salvage value, or production capacity adjustment
CST015	15481	The adjustment is not a cost, salvage value, or production capacity adjustment
CST016	15482	The adjustment is not a cost, salvage value, or production capacity adjustment
CST017	15483	The adjustment is not a cost, salvage value, or production capacity adjustment
CST019	15484	The adjustment is not a cost, salvage value, or production capacity adjustment
CST001	15486	The adjustment is not a cost, salvage value, or production capacity adjustment
CST002	15487	The adjustment is not a cost, salvage value, or production capacity adjustment
CST003	15488	The adjustment is not a cost, salvage value, or production capacity adjustment
CST004	15489	The adjustment is not a cost, salvage value, or production capacity adjustment
CST005	15490	The adjustment is not a cost, salvage value, or production capacity adjustment
CST006	15491	The adjustment is not a cost, salvage value, or production capacity adjustment
CST007	15492	The adjustment is not a cost, salvage value, or production capacity adjustment
CST008	15493	The adjustment is not a cost, salvage value, or production capacity adjustment

Periodic Mass Copy Process

Example of a Bad Error:

```
VISION ENTERPRISES                                Periodic Mass Copy Execution Report

Book: CST FEDERAL
Period: Feb-08
Request ID: 2844202
Number of successes: 0
Number of warnings: 0
Number of failures: 3
Module Periodic Mass Copy ended with error

Asset Number      Transaction Number      Action
-----
CST004            10954                  Mass Copy failed on this asset and transaction
CST004            10955                  The Mass Copy program cannot copy this transaction because
CST004            10956                  The Mass Copy program cannot copy this transaction because
```

Reconciliation Process

After the Periodic Mass Copy has been completed and all errors have been reviewed and acted upon (if needed)

Reconcile the Corporate Books to the Tax Books (should be done on a monthly basis)

- Additions
- Adjustments
- Retirements

Run the above transaction reports for both the Corporate and Tax books and compare, based on system setups there might be known variances, identify and correct all unknown variances.

Run Tax Depreciation and close period.

Automated Corp to Tax Reconciliation Process

Automated Tax Reconciliation Process

One report to compare Corp to Tax Transactions (Summary Level) [Excel Format]

CHI-STAR TECHNOLOGY
 ORACLE FA CORP BOOK TO TAX BOOK SUMMARY RECONCILIATION REPORT
 CORP Book: CST CORP
 TAX Book: CST FEDERAL
 Period: Jan-08

Source	Major	Minor	CORP Book Amount	TAX Book Amount	CORP to TAX Variance
ADDITION	BUILDING	OFFICE	17,302,670.00	17,302,670.00	0
ADDITION	COMPUTER	PC	62,300.03	62,300.03	0
ADDITION	FURNITURE	DESKS	22,900.00	22,900.00	0
ADDITION	VEHICLE	OWNED HEAVY	80,479.02	80,479.02	0
SUM:			17,468,349.05	17,468,349.05	0

Source	Major	Minor	CORP Book Amount	TAX Book Amount	CORP to TAX Variance
ADJUSTMENT	VEHICLE	OWNED HEAVY	3,000.00	3,000.00	0
SUM:			3,000.00	3,000.00	0

Automated Tax Reconciliation Process

One report to compare Corp to Tax Transactions (Summary Level) [Excel Format]

Source	Major	Minor	CORP Book Amount	TAX Book Amount	CORP to TAX Variance
CIP ADDITION	BUILDING	OFFICE	356,000.00	356,000.00	0
SUM:			356,000.00	356,000.00	0

Source	Major	Minor	CORP Book Amount	TAX Book Amount	CORP to TAX Variance
CIP ADJUSTMENT	BUILDING	OFFICE	500	500	0
SUM:			500	500	0

Source	Major	Minor	CORP Book Amount	TAX Book Amount	CORP to TAX Variance
RETIREMENT	COMPUTER	PC	-129,799.85	-129,799.85	0
RETIREMENT	FURNITURE	DESKS	-57,569.37	-57,569.37	0
SUM:			-187,369.22	-187,369.22	0

Automated Tax Reconciliation Process

One report to compare Corp to Tax Transactions (Summary Level) [PDF Format]



CHI-STAR TECHNOLOGY
 ORACLE FA CORP BOOK TO TAX BOOK SUMMARY RECONCILIATION REPORT
 CORP Book: CST CORP
 TAX Book: CST FEDERAL
 Period: Jan-08

Source	Major	Minor	CORP Book Amount	TAX Book Amount	CORP to TAX Variance
ADDITION	BUILDING	OFFICE	17,302,670.00	17,302,670.00	0.00
ADDITION	COMPUTER	PC	62,300.03	62,300.03	0.00
ADDITION	FURNITURE	DESKS	22,900.00	22,900.00	0.00
ADDITION	VEHICLE	OWNED HEAVY	80,479.02	80,479.02	0.00
SUM:			17,468,349.05	17,468,349.05	0.00

Source	Major	Minor	CORP Book Amount	TAX Book Amount	CORP to TAX Variance
ADJUSTMENT	VEHICLE	OWNED HEAVY	3,000.00	3,000.00	0.00
SUM:			3,000.00	3,000.00	0.00

Automated Tax Reconciliation Process

One report to compare Corp to Tax Transactions (Summary Level) [PDF Format]

Source	Major	Minor	CORP Book Amount	TAX Book Amount	CORP to TAX Variance
CIP ADDITION	BUILDING	OFFICE	356,000.00	356,000.00	0.00
SUM:			356,000.00	356,000.00	0.00

Source	Major	Minor	CORP Book Amount	TAX Book Amount	CORP to TAX Variance
CIP ADJUSTMENT	BUILDING	OFFICE	500.00	500.00	0.00
SUM:			500.00	500.00	0.00

Source	Major	Minor	CORP Book Amount	TAX Book Amount	CORP to TAX Variance
RETIREMENT	COMPUTER	PC	-129,799.85	-129,799.85	0.00
RETIREMENT	FURNITURE	DESKS	-57,569.37	-57,569.37	0.00
SUM:			-187,369.22	-187,369.22	0.00

Automated Tax Reconciliation Process

One report to compare Corp to Tax Transactions (Detail Level) [Excel Format]

CHI-STAR TECHNOLOGY
 ORACLE FA CORP BOOK TO TAX BOOK DETAIL RECONCILIATION REPORT
 CORP Book: CST CORP
 TAX Book: CST FEDERAL
 Period: Jan-08

Source	Major	Minor	Asset Number	CORP Book Amount	TAX Book Amount	CORP to TAX Variance
ADDITION	BUILDING	OFFICE	CST020	4,367,000.00	4,367,000.00	0
ADDITION	BUILDING	OFFICE	CST027	12,900,000.00	12,900,000.00	0
ADDITION	BUILDING	OFFICE	CST029	35,670.00	35,670.00	0
ADDITION	COMPUTER	PC	CST021	2,300.00	2,300.00	0
ADDITION	COMPUTER	PC	CST022	60,000.03	60,000.03	0
ADDITION	FURNITURE	DESKS	CST023	10,000.00	10,000.00	0
ADDITION	FURNITURE	DESKS	CST024	12,900.00	12,900.00	0
ADDITION	VEHICLE	OWNED HEAVY	CST025	56,789.00	56,789.00	0
ADDITION	VEHICLE	OWNED HEAVY	CST026	23,690.02	23,690.02	0
SUM:				17,468,349.05	17,468,349.05	0

Source	Major	Minor	Asset Number	CORP Book Amount	TAX Book Amount	CORP to TAX Variance
ADJUSTMENT	VEHICLE	OWNED HEAVY	CST015	3,000.00	3,000.00	0
SUM:				3,000.00	3,000.00	0

Automated Tax Reconciliation Process

One report to compare Corp to Tax Transactions (Detail Level) [Excel Format]

Source	Major	Minor	Asset Number	CORP Book Amount	TAX Book Amount	CORP to TAX Variance
CIP ADDITION	BUILDING	OFFICE	CST028	356,000.00	356,000.00	0
SUM:				356,000.00	356,000.00	0

Source	Major	Minor	Asset Number	CORP Book Amount	TAX Book Amount	CORP to TAX Variance
CIP ADJUSTMENT	BUILDING	OFFICE	CST018	500	500	0
SUM:				500	500	0

Source	Major	Minor	Asset Number	CORP Book Amount	TAX Book Amount	CORP to TAX Variance
RETIREMENT	COMPUTER	PC	CST005	-129,799.85	-129,799.85	0
RETIREMENT	FURNITURE	DESKS	CST007	-57,569.37	-57,569.37	0
SUM:				-187,369.22	-187,369.22	0

Automated Tax Reconciliation Process

One report to compare Corp to Tax Transactions (Detail Level) [PDF Fomat]

CHI-STAR TECHNOLOGYSM

CHI-STAR TECHNOLOGY
 ORACLE FA CORP BOOK TO TAX BOOK DETAIL RECONCILIATION REPORT
 CORP Book: CST CORP
 TAX Book: CST FEDERAL
 Period: Jan-08

Source	Major	Minor	Asset Number	CORP Book Amount	TAX Book Amount	CORP to TAX Variance
ADDITION	BUILDING	OFFICE	CST020	4,367,000.00	4,367,000.00	0.00
ADDITION	BUILDING	OFFICE	CST027	12,900,000.00	12,900,000.00	0.00
ADDITION	BUILDING	OFFICE	CST029	35,670.00	35,670.00	0.00
ADDITION	COMPUTER	PC	CST021	2,300.00	2,300.00	0.00
ADDITION	COMPUTER	PC	CST022	60,000.03	60,000.03	0.00
ADDITION	FURNITURE	DESKS	CST023	10,000.00	10,000.00	0.00
ADDITION	FURNITURE	DESKS	CST024	12,900.00	12,900.00	0.00
ADDITION	VEHICLE	OWNED HEAVY	CST025	56,789.00	56,789.00	0.00
ADDITION	VEHICLE	OWNED HEAVY	CST026	23,690.02	23,690.02	0.00
SUM:				17,468,349.05	17,468,349.05	0.00

Source	Major	Minor	Asset Number	CORP Book Amount	TAX Book Amount	CORP to TAX Variance
ADJUSTMENT	VEHICLE	OWNED HEAVY	CST015	3,000.00	3,000.00	0.00
SUM:				3,000.00	3,000.00	0.00

Source	Major	Minor	Asset Number	CORP Book Amount	TAX Book Amount	CORP to TAX Variance
CIP ADDITION	BUILDING	OFFICE	CST028	356,000.00	356,000.00	0.00
SUM:				356,000.00	356,000.00	0.00

Automated Tax Reconciliation Process

One report to compare Corp to Tax Transactions (Detail Level) [PDF Format]

Source	Major	Minor	Asset Number	CORP Book Amount	TAX Book Amount	CORP to TAX Variance
CIP ADJUSTMENT	BUILDING	OFFICE	CST018	500.00	500.00	0.00
SUM:				500.00	500.00	0.00

Source	Major	Minor	Asset Number	CORP Book Amount	TAX Book Amount	CORP to TAX Variance
RETIREMENT	COMPUTER	PC	CST005	-129,799.85	-129,799.85	0.00
RETIREMENT	FURNITURE	DESKS	CST007	-57,569.37	-57,569.37	0.00
SUM:				-187,369.22	-187,369.22	0.00

Oracle Seeded Reports

Reconciliation Process

Oracle Seeded Reports:

Report Group	Oracle Report Name	Report Type	Description	To Be Used?
Budget	Budget Report	Standard	Use this report to review the annual capital budget by category for each of your cost centers. Sorted by company, cost center, and category.	No
Budget	Budget-To-Actual Report	Standard	This report shows the difference between your budgeted purchases and actual asset purchases. It also lists categories to which you have added assets during the period, but for which you have not allocated a budget amount.	No
Budget	Capital Spending Report	Standard	This report compares the cost of your additions before the date you specify with the cost for the whole fiscal year. Used for the 40% test at year-end.	
CIP	Capitalizations Report	Variable (RX-Only & RXi)	This report shows the CIP assets that you capitalized during a range of accounting periods. The column on this report matches the Capitalizations column on the CIP Detail, Summary, and CIP Cost Balance Reports.	
CIP	CIP Assets Report	Standard	This report shows all the invoice line items and manually entered source line items for your CIP assets. Use this report to review your CIP assets at the end of each accounting period.	
CIP	CIP Capitalization Report	Standard	This report shows the CIP assets that you capitalized during a range of accounting periods. Sorted by balancing segment, CIP cost account, cost center, and asset cost account.	
Asset Listing	Fixed Assets Book Report	Variable (RX-Only & RXi)	This report allows you to print asset information, cost information, and depreciation information, as of a specified period, for a specified asset book, balancing segment, asset account, cost center, and asset type.	
Asset Listing	Asset Description Listing	Standard	Use this listing to review the descriptions assigned to your assets. Helps to standardize your asset descriptions.	
Asset Listing	Asset Inventory Report	Standard	Use this report to ensure an accurate asset inventory.	
Asset Listing	Asset Listing By Period	Variable (RX-Only & RXi)	This report lists assets according to status. Use this report to track assets for a specific period for internal management purposes and tax reporting purposes.	
Asset Listing	Asset Register Report	Standard	Use this report to get a snapshot of any asset. The report shows a line with asset information for the corporate book you specify and for each associated tax book. Provides information that is current as of the day you request the report.	
Asset Listing	Asset Tag Listing	Standard	Use this report to review the tag numbers assigned to your assets.	

Reconciliation Process

Oracle Seeded Reports:

Report Group	Oracle Report Name	Report Type	Description	To Be Used?
Asset Listing	Assets by Category Report	Standard	Use this report to find and review all the assets in an asset category.	
Asset Listing	Assets Not Assigned To Any Books Listing	Standard	Identify asset records that have not been assigned to a depreciation book.	
Asset Listing	Assets Not Assigned to Any Cost Centers Listing	Standard	Identify asset records that have not been assigned to a cost center.	
Asset Listing	Diminishing Value Report	Standard	This report shows all assets using diminishing value depreciation method, a flat-rate method that uses the net book value as the calculation basis.	No
Asset Listing	Expensed Property Report	Standard	Use this report to find all your expensed assets. Assets must be assigned an asset type of 'Expense'.	No
Asset Listing	Fully Reserved Assets Report	Standard	Use this report to find the assets that became fully depreciated in a range of accounting periods.	
Asset Listing	Leased Assets Report	Standard	Use this report to find all your leased assets. Lease must be defined and assigned to assets.	No
Asset Listing	Non-Depreciating Property Report	Standard	Use this report to locate property that is not depreciating.	
Asset Listing	Parent Asset Report	Standard	Use the report to review the parent-subcomponent (child) relationships among your assets.	
Asset Listing	Physical Inventory Comparison Report	Variable (RX-Only & RXi)	Use this report to display the results of the physical inventory comparison.	
Asset Listing	Physical Inventory Missing Assets Report	Variable (RX-Only & RXi)	This report lists all the assets in your system that have not been accounted for during the physical inventory.	
Maintenance	Asset Maintenance Report	Standard	Use this report to view assets' maintenance schedules, warranty information, and cost and supplier information.	No
Maintenance	Asset Maintenance Report	Variable (RX-Only & RXi)	Use this report to view assets' maintenance schedules, warranty information, and cost and supplier information.	No
Setup Data	Asset Category Listing	Standard	Use this report to review all your asset categories.	
Setup Data	Bonus Depreciation Rule Listing	Standard	Use this listing to review the bonus rules you have set up. Bonus rules specify additional depreciation to take in the early years of an assets' life.	No
Setup Data	Calendar Listing	Standard	Use this listing to review your calendar periods by fiscal year.	
Setup Data	Ceiling Listing	Standard	Use this report to review the depreciation expense, cost, and investment tax credit ceilings you have set up, sorted by ceiling type.	No
Setup Data	Database Index Listing	Standard	Use this listing to examine indexes for each Asset table, sorted by table name and index name.	
Setup Data	Depreciation Rate Listing	Standard	Use this listing to review the rates for your life-based depreciation methods.	
Setup Data	Insurance Data Report	Standard	Use this reports to review insurance details for assets and to verify that the assignments for insurance records are correct.	No
Setup Data	Insurance Value Detail Report	Standard	Use this report to review calculations of insurance coverage for selected assets.	No
Setup Data	ITC Rates Listing	Standard	Use this listing to review the ITC rates and ITC recapture rates you have set up.	No
Setup Data	Price Index Listing	Standard	Use this report to review the price indexes you have set up. The Revalued Asset Retirement Report uses the price indexes to determine the revalued asset cost, which is used to calculate gains and losses for your retired assets.	No
Setup Data	Prorate Convention Listing	Standard	Use this listing to review the prorate and retirement conventions you have set up.	
Depreciation	Depreciation Projection Report	Standard Program	Use this report to review projected depreciation expense for your assets for each book you request.	
Depreciation	Hypothetical What-if Report	Standard	Use this report to display and analyze the results of hypothetical what-if depreciation.	

Reconciliation Process

Oracle Seeded Reports:

Report Group	Oracle Report Name	Report Type	Description	To Be Used?
		Program	analysis.	
Depreciation	Hypothetical What-if Report	Variable (RX-Only & RXi)	Use this report to display and analyze the results of hypothetical what-if depreciation analysis.	
Depreciation	Unplanned Depreciation Report	Standard	Use this report to print details of the unplanned depreciation you enter in the system.	
Depreciation	What-if Depreciation Report	Standard Program	Use this report to display and analyze the results of what-if depreciation analysis.	
Depreciation	What-if Depreciation Report	Variable (RX-Only & RXi)	Use this report to display and analyze the results of what-if depreciation analysis.	
Accounting	Account Reconciliation Reserve Ledger Report	Standard	Use this report to review how much depreciation Oracle Assets charge to a depreciation reserve account in an accounting period.	
Accounting	Accum Depn Balance Report	Variable (RX-Only & RXi)	Use this report to reconcile your reserve accounts to your General Ledger.	
Accounting	Asset Cost Balance Report	Variable (RX-Only & RXi)	Use this report to reconcile your standalone and member asset cost account to your General Ledger.	
Accounting	CIP Cost Balance Report	Variable (RX-Only & RXi)	Use this report to reconcile your CIP cost accounts to your General Ledger.	
Accounting	CIP Detail Report	Standard	Use this report to reconcile your CIP cost accounts to your General Ledger. Reports Beginning Balance, Additions, Adjustments, Retirements, Reclassifications, Transfers, and Ending Balance for each asset.	
Accounting	CIP Summary Report	Standard	Use this report to reconcile your CIP cost accounts to your General Ledger. Reports Beginning Balance, Additions, Adjustments, Retirements, Reclassifications, Transfers, and Ending Balance for each account.	
Accounting	Cost Detail Report	Standard	Use this report to reconcile your asset cost accounts to your General Ledger. Reports Beginning Balance, Additions, Adjustments, Retirements, Reclassifications, Transfers, and Ending Balance for each asset.	
Accounting	Cost Summary Report	Standard	Use this report to reconcile your asset cost accounts to your General Ledger. Reports Beginning Balance, Additions, Adjustments, Retirements, Reclassifications, Transfers, and Ending Balance for each account.	
Accounting	Cost Summary Report XML	XML Report	Use this report to reconcile your asset cost accounts to your General Ledger. Reports Beginning Balance, Additions, Adjustments, Retirements, Reclassifications, Transfers, and Ending Balance for each account.	
Accounting	Cost Clearing Reconciliation Report	Standard	This report shows all assets you created or adjusted during an accounting period for which Oracle Assets creates journal entries to asset clearing accounts. Use this report to reconcile your clearing accounts to your General Ledger.	
Accounting	Cost Clearing Reconciliation Report	Variable (RX-Only & RXi)	This report shows all assets you created or adjusted during an accounting period for which Oracle Assets creates journal entries to asset clearing accounts. Use this report to reconcile your clearing accounts to your General Ledger.	
Accounting	Group Asset Report	Variable (RX-Only & RXi)	This report is designed to assist with the regulatory reporting requirement of Canada and India.	No

Reconciliation Process

Oracle Seeded Reports:

Report Group	Oracle Report Name	Report Type	Description	To Be Used?
Accounting	Journal Entry Reserve Ledger Report	Standard	Use this report to find out how much depreciation expense Oracle Assets charged to a depreciation expense account for any accounting period.	
Accounting	Production History Report	Standard	Use this report to review the production amounts for your units of production assets each period.	No
Accounting	Reserve Detail Report	Standard	Use this report to reconcile your reserve accounts to your General Ledger. Reports Beginning Balance, Depreciation, Adjustments, Retirements, Reclassifications, Transfers, and Ending Balance for each asset.	
Accounting	Reserve Summary Report	Standard	Use this report to reconcile your reserve accounts to your General Ledger. Reports Beginning Balance, Depreciation, Adjustments, Retirements, Reclassifications, Transfers, and Ending Balance for each account.	
Accounting	Reserve Ledger Report	Variable (RX-Only & RXG)	Use this report to find out how much depreciation expense Oracle Assets charged to a depreciation expense account for any accounting period.	
Accounting	Reval Reserve Balance Report	Variable (RX-Only & RXG)	Use this report to reconcile your asset revaluation reserve accounts to your General Ledger.	No
Accounting	Revaluation Reserve Detail Report	Standard	Use this report to reconcile your asset revaluation reserve accounts to your General Ledger. Reports shows beginning balance, transactions, and ending balance by asset.	No
Accounting	Revaluation Reserve Summary Report	Standard	Use this report to reconcile your asset revaluation reserve accounts to your General Ledger. Reports shows beginning balance, transactions, and ending balance by account.	No
Responsibility	Responsibility Reserve Ledger Report	Standard	Use this report to find out how much depreciation expense Oracle Assets charged to a cost center in any depreciation period.	
Tax	ACE Assets Update Report	Standard	Use this report to review the information that Oracle Assets compiled when you populated the ACE conversion table.	No
Tax	ACE Depreciation Comparison Report	Standard	This report shows the difference in year-to-date depreciation between the federal, AMT and ACE tax books through the period you specify.	No
Tax	ACE Non-Depreciating Assets Exception Report	Standard	Use this report to review the assets that Oracle Assets cannot update according to the ACE rules because you do not depreciate the asset in the federal tax book.	No
Tax	ACE Unrecognized Depreciation Method Code Exception Report	Standard	Use this report to review the assets that Oracle Assets cannot update according to ACE rules because the ACE program cannot recognize the asset's depreciation method code in the federal tax book.	No
Tax	Adjusted Form 4562 - Depreciation and Amortization Report	Standard	Use this report to include the effects of any tax reserve adjustments you have made for the fiscal year you specify.	
Tax	Form 4562 - Depreciation and Amortization Report	Standard	Use this report to review the depreciation taken for the fiscal year you specify.	
Tax	Adjusted Form 4626 - AMT Detail Report	Standard	Use this report to see the effects of reserve adjustments of the period you select if you adjusted the accumulated depreciation for the fiscal year. Reports at the asset level.	
Tax	Form 4626 - AMT Detail Report	Standard	Use this report to review the difference in year-to-date depreciation between any tax book and an alternative minimum tax (AMT) book through the period you select. Reports at the asset level.	
Tax	Adjusted Form 4626 - AMT Summary Report	Standard	Use this report to see the effects of reserve adjustments of the period you select if you adjusted the accumulated depreciation for the fiscal year. Reports at the account level.	
Tax	Form 4626 - AMT Summary Report	Standard	Use this report to review the difference in year-to-date depreciation between any tax	

Reconciliation Process

Oracle Seeded Reports:

Report Group	Oracle Report Name	Report Type	Description	To Be Used
			book and an alternative minimum tax (AMT) book through the period you select.	
Tax	Form 4684 - Casualties and Thefts Report	Standard	This report shows asset retirements which have the retirement type you request, and whether you held this asset as a long or short term asset.	
Tax	Form 4797 Reports	Standard	Gain and Loss reports	
Tax	Form 4797 - Gain from Disposition of 1245 Property Report	Standard	This report calculates gain and loss amounts for the sale of 1245 property held longer than the capital gain threshold you entered for the book in the Book Controls form.	
Tax	Form 4797 - Gain from Disposition of 1250 Property Report	Standard	This report calculates gain and loss amounts for the sale of 1250 property held longer than the capital gain threshold you entered for the book in the Book Controls form.	
Tax	Form 4797 - Ordinary Gains and Losses Report	Standard	This report calculates gain or loss amounts for sales of business property (both 1245 and 1250) held for less time than the capital gain threshold you entered for the book in the Book Controls form.	
Tax	Form 4797 - Sales or Exchanges of Property Report	Standard	This report calculates amounts for sales held longer than the capital gain threshold you entered for the book in the Book Control form.	
Tax	Investment Tax Credit Report	Standard	This report shows the amount of investment tax credit (ITC) you can claim on the assets you add.	No
Tax	Mass Depreciation Adjustment Preview Report	Standard Program	This report shows you the effect the adjustment you specified will have on the year-to-date depreciation for assets in your adjusted tax book.	
Tax	Mass Depreciation Adjustment Review Report	Standard Program	Use this report to review the effect of a mass depreciation adjustment after you run it.	
Tax	Property Tax Report	Standard	This report shows information for property tax forms. It lists the assets at a particular location as of the cut-off date you specify.	
Tax	Property Tax Report	Variable (EX-Only & EXi)	This report shows information for property tax forms. It lists the assets at a particular location as of the cut-off date you specify.	
Tax	Recoverable Cost Report	Standard	This report shows the recoverable cost for each asset in both the corporate book and a tax book for a specific accounting period. Use this report to calculate deferred depreciation.	No
Tax	Reserve Adjustments Report	Standard	This report provides an audit trail of the adjustments you made to depreciation reserve.	
Tax	Retired Assets Without Property Classes Report	Standard	This report shows retired assets without a 1245 or 1250 property class.	
Tax	Retired Assets Without Retirement Types Report	Standard	This report shows retired assets to which you did not assign retirement types.	
Tax	Revalued Asset Retirements Report	Standard	This report shows asset retirements revalued according to a price index. Use this report to report gains and losses in accordance with Australian tax law.	No
Tax	Tax Additions Report	Standard	This report shows your asset additions and capitalisations for the period range you select.	
Tax	Tax Preference Report	Standard	Use this report to compare the year-to-date depreciation between your federal and corporate books for a range of asset accounts.	
Tax	Tax Reserve Ledger Report	Standard	This report shows how much depreciation expense Oracle Assets calculated for the period you select.	
Tax	Tax Retirements Report	Standard	This report shows gain and loss and any ITC recapture for your asset retirements.	
Tax	Japanese Depreciable Assets Tax Report	Standard	Required if you do business in Japan.	No
Transaction History	Transaction History Report	Standard	Transaction types and their description.	
Additions	Additions by Date Placed in Service Report	Variable	This report shows all assets placed in service in the date range you specify.	

Reconciliation Process

Oracle Seeded Reports:

Report Group	Oracle Report Name	Report Type	Description	To Be Used
		(EX-Only & EXi)		
Additions	Additions by Period Report	Variable (EX-Only & EXi)	This report lists all the assets you added to Oracle Assets or capitalized during the specified accounting period.	
Additions	Additions by Responsibility Report	Variable (EX-Only & EXi)	This report shows assets that you added to your cost centers through additions and transfers in the accounting period you specify. Report shows the owner and location for each unit.	
Additions	Additions by Source Report	Standard	This report shows all assets added during an accounting period range and the invoice lines associated with that asset.	
Additions	Annual Additions Report	Standard	This report shows all assets placed in service in the date range you specify.	
Additions	Asset Additions by Cost Center Report Report	Standard	Use this report to review the assets you added to Oracle Assets or capitalized during any depreciation period.	
Additions	Asset Additions Report	Standard	Use this report to reconcile asset cost to your General Ledger asset accounts.	
Additions	Asset Additions Responsibility Report	Standard	This report shows assets that you added to your cost centers through additions, capitalizations, and transfers in the accounting period you specify.	
Additions	Conversion Assets Report	Standard	Use this report to review the assets you entered with a depreciation reserve.	
Mass Additions	Delete Mass Additions Preview Report	Standard	Use this report to review mass additions with a status of DELETE only and verify that you will delete the correct mass additions before you submit the Mass Additions Delete program.	
Mass Additions	Mass Additions Delete Report	Standard	This report provides an audit trail of the deleted mass additions.	
Mass Additions	Mass Additions Create Report	Standard	Use this report to review mass additions created from invoice distribution lines in Oracle Payables for the Book you choose. This report provides a complete audit trail of the mass additions created by Oracle Payables.	
Mass Additions	Mass Additions Invoice Merge Report	Standard	Use this report to review mass additions that you merged into a single asset.	
Mass Additions	Mass Additions Invoice Split Report	Standard	Use this report to review mass additions that you created by splitting multi-unit mass additions.	
Mass Additions	Mass Additions Posting Report	Standard	For the Book you choose, this report gives you an audit trail of the assets that Oracle Assets created from your mass additions.	
Mass Additions	Mass Additions Purge Reports	Standard Program	This reports provides a list of the purged mass additions.	No
Mass Additions	Mass Additions Report	Variable (EX-Only & EXi)	Use this report to review your mass additions by status (queue name).	
Mass Additions	Mass Additions Status Report	Standard	Use this report to review your mass additions by status (queue name).	
Mass Additions	Unposted Mass Additions Report	Standard	Use this report to review mass additions that you have not yet posted.	
Adjustments	Cost Adjustments by Source Report	Standard	This report shows all the cost adjustments you made in the Book and during an accounting Period range you choose.	
Adjustments	Cost Adjustments Report	Standard	This report provides an audit trail of the cost adjustments that you made to you assets in the Book and during the accounting Period range you choose.	
Adjustments	Cost Adjustments Report	Variable (EX-Only & EXi)	This report provides an audit trail of the cost adjustments that you made to you assets in the Book and during the accounting Period range you choose.	
Adjustments	Financial Adjustments Report	Standard	Use this report to find all the adjustments you made to the financial information for your assets for the Book and Period you choose.	

Reconciliation Process

Oracle Seeded Reports:

Report Group	Oracle Report Name	Report Type	Description	To Be Used?
Adjustments	Parent Asset Transactions Report	Standard	Use this report to review transactions on parent assets for the Book and Period you choose.	
Transfers	Asset Transfer Report	Standard	Use this report to review asset transfers for the Book and Period you choose.	
Transfers	Asset Transfer Reconciliation Report	Standard	Run this report to view the transfer transactions for a corporate book. This report shows the transfers you made during an accounting period that affect a General Ledger account.	
Transfers	Asset Disposals Responsibility Report	Standard	This report shows assets that you removed from your cost centers through retirements and transfers. It also shows the location and each unit.	
Transfers	Transfers Report	Variable (EX-Only & EXi)	Use this report to review asset transfers for the Book and Period you choose.	
Reclassification	Asset Reclassification Report	Standard	Use this report to review the asset for which you changed the asset category.	
Reclassification	Asset Reclassification Reconciliation Report	Standard	Use this report to reconcile Oracle Assets to your General Ledger asset accounts.	
Reclassification	Reclass Report	Variable (EX-Only & EXi)	Use this report to review the assets for which you changed the asset category.	
Retirements	Asset Retirements by Cost Center Report	Standard	This report shows the asset retirements for each of your cost centers for the Book and during the Period you select.	
Retirements	Asset Retirement Report	Standard	Use this report to review the assets you retired for the Book and accounting Period range you choose.	
Retirements	Reinstated Assets Report	Standard	Use this report to review the retirements you reinstated for the Book and From/To Period range you choose.	
Retirements	Retirements Report	Variable (EX-Only & EXi)	Use this report to review the assets you retired for the Book and accounting Period range you choose.	
Mass Transaction	Mass Change Preview Report	Standard Program	This report shows you the effect the mass change criteria you specified will have on your assets.	
Mass Transaction	Mass Change Review Report	Standard Program	Use this report to review the effect of mass changes on your assets after Oracle Assets performs them.	
Mass Transaction	Mass Change Preview Report	Variable (EXi)	This report shows you the effect the mass change criteria you specified will have on your assets.	
Mass Transaction	Mass Change Review Report	Variable (EXi)	Use this report to review the effect of mass changes on your assets after Oracle Assets performs them.	
Mass Transaction	Mass Transfers Preview Report	Standard Program	Use this report to preview the effect of your mass transfer definition before you perform it.	
Mass Transaction	Mass Retirements Report	Standard Program	Use this report to review the effect of a mass retirement to review the effect of a completed mass retirements process.	
Mass Transaction	Mass Revaluation Preview Report	Standard Program	Use this report to preview the effects of a mass revaluation before you perform it.	
Mass Transaction	Mass Revaluation Review Report	Standard Program	Use this report to review the effect of a mass revaluation on your assets.	
Mass Transaction	Mass Reclassification Preview Report	Variable	This report shows you the effect the mass reclassification criteria you specified will	

Reconciliation Process

Oracle Seeded Reports:

Report Group	Oracle Report Name	Report Type	Description	To Be Used?
		(EX-Only & EXi)	have on your assets.	
Mass Transaction	Mass Reclassification Review Report	Variable (EX-Only & EXi)	Use this report to review the effect of mass reclassification on your assets after Oracle Assets performs them.	
Reporting Tool	Publish EXR reports	Standard	Use this tool to generate the EX-Only reports. Three step process: (1) run the EXi process, (2) run the EX-Only process, and (3) run the Publish EXR reports.	
Reporting Tool	XML Report Publisher	Standard	Use this tool to generate the XML reports. Two step process: (1) run the XML report process, and (2) run the XML Report Publish.	
MRC Setup	MRC Setup - Assets Transactions Upgrade: Phase 1	Standard		No
MRC Setup	MRC Setup - Assets Transactions Upgrade: Phase 2	Standard		No
MRC Setup	MRC Setup - Assets Transactions Upgrade: Phase 3	Standard		No
Process	Insurance Calculation Routine	Standard		No
Process	Process Pending Transactions	Standard		No
Process	Upload Short Tax Reserves	Standard		No

Great Sources of Information

Asset Special Interest Group (SIG)?

FREE to join group:

Meetings (Semi-Annual)

- OAUG Conference
- OpenWorld Conference

<http://assetsig.oaug.org>

**Oracle Applications Users Group
Oracle Assets
Special Interest Group**

Collaborate 2009 – Orlando, FL?



May 3-7, 2009
Orange County Convention Center
Orlando, Florida, USA

A collaborative event presented by:



www.oaug.com



CST Education Network?

FREE WEBINARS:

CST

Chi-Star Technology

Education Network

March 2009

CST Application Awareness Sessions

Enhance your productivity with educational opportunities provided by CST. Learning as you need it – comprehensive, concise and convenient. With virtually no lost time, CST Application Awareness sessions provide outstanding educational opportunities to your staff while maximizing your investment in Oracle Applications.

Take a look at the CST Application Awareness sessions in March 2009:

- **Benefits of Spreadsheet Automation**
 A Webcast Session Hosted by: Global Software, Inc.
 March 6, 2009, 2:00 p.m. EDT / 11:00 a.m. PDT / 18:00 UTC
- **Global Asset Transfers (Oracle EBS – Assets)**
 A Webcast Session Hosted By: Chi-Star Technology
 March 13, 2009, 2:00 p.m. EDT / 11:00 a.m. PDT / 18:00 UTC
- **Reporting – Reconciling Assets (Oracle EBS – Assets)**
 A Webcast Session Hosted By: Chi-Star Technology
 March 20, 2009, 2:00 p.m. EDT / 11:00 a.m. PDT / 18:00 UTC
- **R12 – Entering Invoices in Payables (Oracle EBS – Payables)**
 A Webcast Session Hosted By: Chi-Star Technology
 March 27, 2009, 2:00 p.m. EDT / 11:00 a.m. PDT / 18:00 UTC

Questions?

Download presentation at:

www.chistartech.com

Under Webinars